

Trade monitoring through customs surveillance data

The TAXUD surveillance system ("customs surveillance") records and centralizes all trade data (import and exports) directly from the national customs authorities on a daily basis. For each transaction, the stored data contain the information available on the Single Administrative Document (SAD), including the volume and origin of the consignment. As the surveillance system does not include intra-trade data, the UK data as EU partner can't be displayed before 1/01/2021. The data as of 1/01/2021 is therefore not comparable with the data until 31/12/2020.

According to Art.55(2) of Commission Implementing Regulation (EU) 2015/2447, the customs authorities shall provide the Commission at least once a week with data on customs declarations for the goods that have been made subject to surveillance at release for free circulation or at export.

The "customs surveillance" data provide actual and prompt information about the trade (import/export) transaction in terms of volume and origin or destination. The European Commission aims to improve data quality and provide as recent and accurate information as possible. However, Surveillance data are created on the basis of declarations that may be modified, corrected or deleted. Additionally, the legal basis (Regulation (EU) 2015/2447) allows that on specific occasions declaration data may be forwarded with a delay. Therefore, it cannot be guaranteed that information provided is free of errors or that it will not be amended. The European Commission accepts no responsibility with regard to such problems incurred as a result of using these data.

* The United Kingdom is no longer a Member State of the European Union, however until the end of the transition period was still a part of the EU Customs Union. Due to the absence of intra-trade data in the surveillance system, the total of the EU trade data therefore also include the UK trade until 31/12/2020. The data as of 1/01/2021 is therefore not comparable with the data until 31/12/2020.

Publication of data

This report is published on a weekly basis. **In case of a technical issue or another constraint causing delay of the publication, please note that the next upload will be done in the coming days at 12h or 16h.**

The data are expressed in quantity of the product itself, unless otherwise stated
Below the specifications of the products included in the report

Product Type	CN code	Conversion factor milled equivalent
Paddy	Indica 1006 10 79 (until 31/12/2016: 1006 10 27; 1006 10 98)	0.552
	1006 10 50 (until 31/12/2016: 1006 10 23; 1006 1094) ;	0.552
	Japonica 1006 10 71 (until 31/12/2016: 1006 1025; 1006 1096)	
	1006 10 30 (until 31/12/2016: 1006 10 21; 1006 10 92)	0.62
Husked	Indica 1006 20 17; 1006 20 98	0.69
	Japonica 1006 20 13; 1006 20 15; 1006 20 94; 1006 20 96	0.69
	1006 20 11; 1006 20 92	0.775
Milled & semi-milled	Indica 1006 30 27; 1006 30 48	0.93284
	1006 30 67; 1006 30 98	1
	1006 30 23; 1006 30 25; 1006 30 44; 1006 30 46	0.93284
	Japonica 1006 30 21; 1006 30 42	0.93897
	1006 30 61; 1006 30 63; 1006 30 65; 1006 30 92; 1006 30 94; 1006 30 96	1

Changes in the report

as of 09/07/2018:

- the weekly reference period is from Monday to Sunday (compared to Wednesday to Tuesday previously)
- calendar of marketing year weeks is added
- for 2018/19 and 2019/20 marketing year, data for weeks 1 and 2 are aggregated and shown as week 2

as of 10/02/2020:

- the report includes export data. Historical data are available since 1/09/2017

Calendar of Marketing Year weeks

Week	2019/20		2020/21		2021/22	
	Start	End	Start	End	Start	End
1	01/09/2019	01/09/2019	01/09/2020	02/09/2020	01/09/2021	05/09/2021
2	02/09/2019	08/09/2019	03/09/2020	06/09/2020	06/09/2021	12/09/2021
3	09/09/2019	15/09/2019	07/09/2020	13/09/2020	13/09/2021	19/09/2021
4	16/09/2019	22/09/2019	14/09/2020	20/09/2020	20/09/2021	26/09/2021
5	23/09/2019	29/09/2019	21/09/2020	27/09/2020	27/09/2021	03/10/2021
6	30/09/2019	06/10/2019	28/09/2020	04/10/2020	04/10/2021	10/10/2021
7	07/10/2019	13/10/2019	05/10/2020	11/10/2020	11/10/2021	17/10/2021
8	14/10/2019	20/10/2019	12/10/2020	18/10/2020	18/10/2021	24/10/2021
9	21/10/2019	27/10/2019	19/10/2020	25/10/2020	25/10/2021	31/10/2021
10	28/10/2019	03/11/2019	26/10/2020	01/11/2020	01/11/2021	07/11/2021
11	04/11/2019	10/11/2019	02/11/2020	08/11/2020	08/11/2021	14/11/2021
12	11/11/2019	17/11/2019	09/11/2020	15/11/2020	15/11/2021	21/11/2021
13	18/11/2019	24/11/2019	16/11/2020	22/11/2020	22/11/2021	28/11/2021
14	25/11/2019	01/12/2019	23/11/2020	29/11/2020	29/11/2021	05/12/2021
15	02/12/2019	08/12/2019	30/11/2020	06/12/2020	06/12/2021	12/12/2021
16	09/12/2019	15/12/2019	07/12/2020	13/12/2020	13/12/2021	19/12/2021
17	16/12/2019	22/12/2019	14/12/2020	20/12/2020	20/12/2021	26/12/2021
18	23/12/2019	29/12/2019	21/12/2020	27/12/2020	27/12/2021	02/01/2022
19	30/12/2019	05/01/2020	28/12/2020	03/01/2021	03/01/2022	09/01/2022
20	06/01/2020	12/01/2020	04/01/2021	10/01/2021	10/01/2022	16/01/2022
21	13/01/2020	19/01/2020	11/01/2021	17/01/2021	17/01/2022	23/01/2022
22	20/01/2020	26/01/2020	18/01/2021	24/01/2021	24/01/2022	30/01/2022
23	27/01/2020	02/02/2020	25/01/2021	31/01/2021	31/01/2022	06/02/2022
24	03/02/2020	09/02/2020	01/02/2021	07/02/2021	07/02/2022	13/02/2022
25	10/02/2020	16/02/2020	08/02/2021	14/02/2021	14/02/2022	20/02/2022
26	17/02/2020	23/02/2020	15/02/2021	21/02/2021	21/02/2022	27/02/2022
27	24/02/2020	01/03/2020	22/02/2021	28/02/2021	28/02/2022	06/03/2022
28	02/03/2020	08/03/2020	01/03/2021	07/03/2021	07/03/2022	13/03/2022
29	09/03/2020	15/03/2020	08/03/2021	14/03/2021	14/03/2022	20/03/2022
30	16/03/2020	22/03/2020	15/03/2021	21/03/2021	21/03/2022	27/03/2022
31	23/03/2020	29/03/2020	22/03/2021	28/03/2021	28/03/2022	03/04/2022
32	30/03/2020	05/04/2020	29/03/2021	04/04/2021	04/04/2022	10/04/2022
33	06/04/2020	12/04/2020	05/04/2021	11/04/2021	11/04/2022	17/04/2022
34	13/04/2020	19/04/2020	12/04/2021	18/04/2021	18/04/2022	24/04/2022
35	20/04/2020	26/04/2020	19/04/2021	25/04/2021	25/04/2022	01/05/2022
36	27/04/2020	03/05/2020	26/04/2021	02/05/2021	02/05/2022	08/05/2022
37	04/05/2020	10/05/2020	03/05/2021	09/05/2021	09/05/2022	15/05/2022
38	11/05/2020	17/05/2020	10/05/2021	16/05/2021	16/05/2022	22/05/2022
39	18/05/2020	24/05/2020	17/05/2021	23/05/2021	23/05/2022	29/05/2022
40	25/05/2020	31/05/2020	24/05/2021	30/05/2021	30/05/2022	05/06/2022
41	01/06/2020	07/06/2020	31/05/2021	06/06/2021	06/06/2022	12/06/2022
42	08/06/2020	14/06/2020	07/06/2021	13/06/2021	13/06/2022	19/06/2022
43	15/06/2020	21/06/2020	14/06/2021	20/06/2021	20/06/2022	26/06/2022
44	22/06/2020	28/06/2020	21/06/2021	27/06/2021	27/06/2022	03/07/2022
45	29/06/2020	05/07/2020	28/06/2021	04/07/2021	04/07/2022	10/07/2022
46	06/07/2020	12/07/2020	05/07/2021	11/07/2021	11/07/2022	17/07/2022
47	13/07/2020	19/07/2020	12/07/2021	18/07/2021	18/07/2022	24/07/2022
48	20/07/2020	26/07/2020	19/07/2021	25/07/2021	25/07/2022	31/07/2022
49	27/07/2020	02/08/2020	26/07/2021	01/08/2021	01/08/2022	07/08/2022
50	03/08/2020	09/08/2020	02/08/2021	08/08/2021	08/08/2022	14/08/2022
51	10/08/2020	16/08/2020	09/08/2021	15/08/2021	15/08/2022	21/08/2022
52	17/08/2020	23/08/2020	16/08/2021	22/08/2021	22/08/2022	28/08/2022
53	24/08/2020	31/08/2020	23/08/2021	31/08/2021	29/08/2022	31/08/2022

Imports

Cumul of week 1 to 44

		EU *		EU + UK		EU + UK	
		01/09/2021 - 03/07/2022		01/09/2020 - 27/06/2021		01/09/2019 - 28/06/2020	
		Export	Import	Export	Import	Export	Import
<i>(tonnes milled equivalent)</i>							
Paddy	Indica	285	13,972	27	35,112	908	20,435
	Japonica	1,091	33	19,094	291	50,328	271
	Total paddy	1,375	14,005	19,121	35,404	51,236	20,706
Husked	Indica	6,442	412,266	4,515	432,429	1,826	559,188
	Japonica	7,151	42,230	9,997	22,213	11,801	45,810
	Total husked	13,593	454,497	14,512	454,642	13,627	604,997
Milled & semi-milled	Indica	87,045	555,170	62,458	380,423	33,746	500,644
	Japonica	188,130	245,112	168,695	148,758	143,715	206,259
	Total milled	275,175	800,281	231,152	529,181	177,461	706,902
General Total		290,144	1,268,783	264,785	1,019,227	242,324	1,332,606
Broken	Total broken	12,544	500,309	6,879	278,650	6,792	400,994

* The United Kingdom is no longer a Member State of the European Union, however until the end of the transition period was still a part of the EU Customs Union. Due to the absence of intra-trade data in the surveillance system, the total of the EU trade data therefore also include the UK trade until 31/12/2020. The data as of 1/01/2021 is therefore not comparable with the data until 31/12/2020.

Import (tonnes milled equivalent)	Paddy			Husked			Milled & semi-milled			Total			Broken
	Indica	Japonica	Total	Indica	Japonica	Total	Indica	Japonica	Total	Indica	Japonica	Total	Total
BE		9	9	76,978	1,528	78,506	33,174	7,005	40,179	110,153	8,542	118,695	335,186
BG				52	29,175	29,227	17,287	19,570	36,857	17,339	48,745	66,084	3,370
CZ				43	10	53	25,461	4,510	29,971	25,504	4,520	30,024	617
DK		1	1	1,861	200	2,061	5,606	1,076	6,682	7,467	1,276	8,743	16
DE		2	2	5,283	266	5,549	38,373	10,810	49,184	43,656	11,079	54,735	2,935
EE					17	17	501	47	549	501	64	566	
IE	2		2	181	200	381	6,290	2,293	8,583	6,473	2,493	8,966	1,956
EL				1,451		1,451	6,223	640	6,863	7,674	640	8,314	
ES	1		1	95,397	5,264	100,661	15,126	53,832	68,958	110,524	59,095	169,619	57,085
FR	4,422	6	4,428	24,609	84	24,693	129,048	16,183	145,232	158,078	16,274	174,352	21,508
HR				6	1	7	907	2,209	3,116	913	2,210	3,123	
IT	9,548		9,548	42,912	2,038	44,950	69,228	52,450	121,677	121,687	54,488	176,175	13,100
CY				49	1	50	3,120	543	3,664	3,169	544	3,714	1
LV				42	1	43	656	235	891	698	236	933	
LT				586		586	7,084	5,037	12,121	7,671	5,037	12,707	3,466
LU								18	18		18	18	
HU				21		21	2,243	89	2,332	2,264	90	2,354	371
MT				21		21	1,448	522	1,970	1,468	522	1,990	164
NL		1	1	74,400	2,825	77,224	128,439	17,276	145,715	202,838	20,102	222,940	33,340
AT				24	3	27	2,882	1,465	4,347	2,906	1,469	4,375	276
PL		12	12	20,949	15	20,964	25,778	37,168	62,946	46,727	37,195	83,922	23,537
PT				67,123	58	67,181	6,147	322	6,470	73,271	381	73,651	2,089
RO				35	307	342	598	2,781	3,379	633	3,088	3,721	
SI							5,092	299	5,391	5,092	299	5,391	228
SK								36	36		36	36	
FI				35		35	2,504	1,523	4,028	2,540	1,523	4,063	599
SE				121	44	165	20,479	7,080	27,559	20,600	7,124	27,725	430
XI		1	1	88	193	281	1,473	92	1,564	1,561	285	1,846	34
EU *	13,972	33	14,005	412,266	42,230	454,497	555,170	245,112	800,281	981,408	287,375	1,268,783	500,309

* The United Kingdom is no longer a Member State of the European Union, however until the end of the transition period was still a part of the EU Customs Union. Due to the absence of intra-trade data in the surveillance system, the total of the EU trade data therefore also include the UK trade until 31/12/2020. The data as of 1/01/2021 is therefore not comparable with the data until 31/12/2020.

Top 5 import origins* - (update of 04 Jul 2022)

Paddy-Indica				
Origin	MY 2021/22		MY 2020/21	
	tonnes	share	tonnes	share
Guyana	13,969	100.0%	35,040	99.8%

Paddy-Japonica				
Origin	MY 2021/22		MY 2020/21	
	tonnes	share	tonnes	share
Bangladesh	13	38.2%	49	16.8%
Ukraine	12	36.6%	223	76.4%

Total Paddy				
Origin	MY 2021/22		MY 2020/21	
	tonnes	share	tonnes	share
Guyana	13,969	99.7%	35,040	99.0%
Bangladesh	14	0.1%	53	0.2%
Ukraine	12	0.1%	223	0.6%

Husked-Indica				
Origin	MY 2021/22		MY 2020/21	
	tonnes	share	tonnes	share
Pakistan	161,374	39.1%	170,905	39.5%
Uruguay	56,029	13.6%	29,141	6.7%
Argentina	54,590	13.2%	16,980	3.9%
Guyana	50,586	12.3%	65,736	15.2%
India	23,871	5.8%	78,635	18.2%

Husked-Japonica				
Origin	MY 2021/22		MY 2020/21	
	tonnes	share	tonnes	share
China	29,258	69.3%	10,653	48.0%
Myanmar	6,591	15.6%	121	0.5%
India	2,455	5.8%	2,817	12.7%
Vietnam	1,331	3.2%	1,678	7.6%
Cambodia	656	1.6%	1,700	7.7%

Total Husked				
Origin	MY 2021/22		MY 2020/21	
	tonnes	share	tonnes	share
Pakistan	161,698	35.6%	171,528	37.7%
Uruguay	56,087	12.3%	29,141	6.4%
Argentina	55,198	12.1%	17,059	3.8%
Guyana	50,688	11.2%	65,736	14.5%
China	29,315	6.5%	10,677	2.3%

Milled & semi-milled-Indica				
Origin	MY 2021/22		MY 2020/21	
	tonnes	share	tonnes	share
Thailand	135,405	24.4%	102,727	27.0%
Cambodia	125,406	22.6%	77,437	20.4%
Myanmar	84,048	15.1%	298	0.1%
Pakistan	72,797	13.1%	78,072	20.5%
India	63,448	11.4%	69,404	18.2%

Milled & semi-milled-Japonica				
Origin	MY 2021/22		MY 2020/21	
	tonnes	share	tonnes	share
Myanmar	163,043	66.5%	80,945	54.4%
United States of America	18,968	7.7%	11,981	8.1%
Vietnam	18,070	7.4%	8,393	5.6%
Cambodia	11,805	4.8%	10,121	6.8%
Thailand	9,654	3.9%	9,631	6.5%

Total Milled & semi-milled				
Origin	MY 2021/22		MY 2020/21	
	tonnes	share	tonnes	share
Myanmar	247,091	30.9%	81,243	15.4%
Thailand	145,058	18.1%	112,358	21.2%
Cambodia	137,211	17.1%	87,558	16.5%
Pakistan	79,232	9.9%	85,688	16.2%
India	71,875	9.0%	78,205	14.8%

Broken-				
Origin	MY 2021/22		MY 2020/21	
	tonnes	share	tonnes	share
Myanmar	375,499	75.1%	143,141	51.4%
India	24,888	5.0%	19,997	7.2%
Cambodia	23,755	4.7%	15,326	5.5%
Uruguay	18,796	3.8%	10,310	3.7%
Thailand	17,428	3.5%	11,462	4.1%

* The United Kingdom is no longer a Member State of the European Union, however until the end of the transition period was still a part of the EU Customs Union. Due to the absence of intra-trade data in the surveillance system, the total of the EU trade data therefore also include the UK trade until 31/12/2020. The data as of 1/01/2021 is therefore not comparable with the data until 31/12/2020.

Export (tonnes milled equivalent)	Paddy			Husked			Milled & semi-milled			Total			Broken
	Indica	Japonica	Total	Indica	Japonica	Total	Indica	Japonica	Total	Indica	Japonica	Total	Total
BE	1	8	9	1,502	3	1,505	16,897	1,479	18,376	18,400	1,491	19,891	2,847
BG		612	612	10	738	748	199	4,708	4,907	209	6,058	6,267	22
CZ				5		5	2,172	699	2,871	2,177	699	2,876	
DK	6	3	9	94	40	133	408	304	713	508	347	855	4
DE		16	17	59	40	99	744	2,790	3,534	804	2,846	3,650	16
EE					1	1		1	1		2	2	
IE								8	8		8	8	
EL				1,189	308	1,497	456	15,365	15,821	1,645	15,673	17,317	847
ES	249	115	365	449	689	1,138	23,948	20,386	44,334	24,646	21,191	45,837	1,953
FR		95	95	123	16	139	816	686	1,501	939	797	1,736	13
HR				1	3	4	464	24	488	465	27	492	
IT	17	81	98	1,338	5,039	6,378	15,906	117,151	133,057	17,262	122,271	139,532	3,291
CY							23	24	47	23	24	47	
LV		1	1				62	9	71	62	10	72	
LT				55	1	55	5,684	52	5,736	5,739	52	5,791	22
LU								1	1		1	1	
HU				9	1	10	8	14	21	17	14	32	
MT							41	17	57	41	17	57	
NL	10	137	147	1,376	154	1,531	14,927	2,686	17,613	16,313	2,977	19,291	2,193
AT				1	2	3	169	26	196	170	29	199	
PL		13	13	106	40	146	1,898	528	2,426	2,004	581	2,585	204
PT		5	6	30	25	55	1,329	18,193	19,522	1,359	18,223	19,582	861
RO		2	2	10	33	44	171	2,430	2,601	181	2,466	2,647	127
SI				21	12	33	181	480	661	202	492	694	141
SK								17	17		17	17	
FI				1		1	3		3	4		4	
SE		1	1	62	5	67	539	54	594	601	61	662	3
XI													
EU *	285	1,091	1,375	6,442	7,151	13,593	87,045	188,130	275,175	93,772	196,372	290,144	12,544

* The United Kingdom is no longer a Member State of the European Union, however until the end of the transition period was still a part of the EU Customs Union. Due to the absence of intra-trade data in the surveillance system, the total of the EU trade data therefore also include the UK trade until 31/12/2020. The data as of 1/01/2021 is therefore not comparable with the data until 31/12/2020.

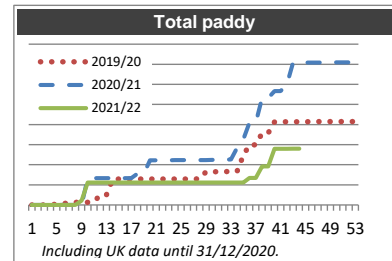
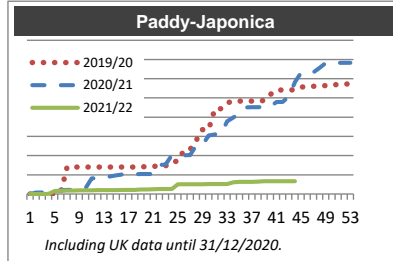
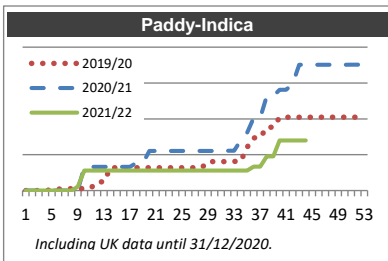
Week 1 to 44 from 01/09/2021 to 03/07/2022

(tonnes milled equivalent)

Paddy-Indica			
week	2019/20	2020/21	2021/22
1	0	0	-
2	0	0	0
3	0	0	0
4	31	0	0
5	202	0	2
6	392	0	2
7	392	1	2
8	565	14	2
9	565	14	1,106
10	565	6,640	5,567
11	737	6,640	5,567
12	2,406	6,640	5,567
13	2,406	6,640	5,567
14	6,354	6,640	5,567
15	6,354	6,640	5,567
16	6,355	6,640	5,567
17	6,355	6,640	5,567
18	6,355	7,747	5,567
19	6,355	7,747	5,567
20	6,355	11,045	5,567
21	6,355	11,045	5,567
22	6,355	11,045	5,567
23	6,355	11,045	5,567
24	6,355	11,045	5,567
25	6,355	11,045	5,567
26	6,355	11,045	5,567
27	6,355	11,045	5,567
28	6,355	11,045	5,567
29	8,062	11,045	5,567
30	8,062	11,045	5,567
31	8,062	11,046	5,567
32	8,062	11,109	5,567
33	8,125	11,110	5,567
34	8,125	13,979	5,567
35	12,099	16,132	5,567
36	14,711	20,268	6,671
37	14,729	20,268	6,671
38	17,655	26,357	9,550
39	17,655	26,357	9,550
40	20,388	28,096	13,972
41	20,435	28,096	13,972
42	20,435	29,752	13,972
43	20,435	35,112	13,972
44	20,435	35,112	13,972
45	20,435	35,112	
46	20,467	35,112	
47	20,467	35,112	
48	20,467	35,112	
49	20,467	35,112	
50	20,467	35,115	
51	20,467	35,116	
52	20,467	35,116	
53	20,467	35,116	

Paddy-Japonica			
week	2019/20	2020/21	2021/22
1	0	0	-
2	0	4	0
3	0	4	0
4	0	4	0
5	0	7	8
6	4	10	8
7	70	11	9
8	70	11	9
9	70	12	10
10	70	15	10
11	70	41	10
12	70	41	10
13	70	42	10
14	70	46	10
15	70	48	10
16	70	51	11
17	70	51	11
18	70	51	11
19	70	52	12
20	72	52	12
21	72	52	12
22	73	76	13
23	73	76	13
24	85	101	13
25	85	101	25
26	114	101	25
27	116	101	25
28	141	128	25
29	168	128	26
30	168	152	26
31	222	155	26
32	222	156	26
33	237	189	26
34	242	199	30
35	242	209	32
36	242	225	32
37	242	226	32
38	243	226	32
39	243	226	33
40	258	227	33
41	271	240	33
42	271	240	33
43	271	253	33
44	271	291	33
45	278	316	
46	280	316	
47	280	316	
48	282	329	
49	282	341	
50	282	341	
51	286	341	
52	286	341	
53	287	341	

Total paddy			
week	2019/20	2020/21	2021/22
1	0	0	-
2	0	4	0
3	0	4	0
4	31	4	0
5	202	7	10
6	396	10	10
7	462	12	11
8	635	25	11
9	635	26	1,115
10	635	6,654	5,576
11	807	6,680	5,576
12	2,476	6,681	5,577
13	2,476	6,682	5,577
14	6,425	6,685	5,577
15	6,425	6,688	5,577
16	6,425	6,691	5,577
17	6,425	6,691	5,578
18	6,425	7,798	5,578
19	6,425	7,799	5,579
20	6,426	11,097	5,579
21	6,426	11,097	5,579
22	6,427	11,121	5,580
23	6,428	11,121	5,580
24	6,440	11,146	5,580
25	6,440	11,146	5,592
26	6,469	11,146	5,592
27	6,471	11,146	5,592
28	6,496	11,173	5,593
29	8,230	11,173	5,593
30	8,230	11,198	5,593
31	8,284	11,201	5,593
32	8,284	11,264	5,593
33	8,362	11,299	5,593
34	8,367	14,178	5,598
35	12,341	16,341	5,599
36	14,952	20,493	6,703
37	14,971	20,493	6,703
38	17,898	26,583	9,582
39	17,898	26,583	9,583
40	20,647	28,323	14,005
41	20,706	28,335	14,005
42	20,706	29,991	14,005
43	20,706	35,366	14,005
44	20,706	35,404	14,005
45	20,713	35,429	
46	20,747	35,429	
47	20,747	35,429	
48	20,749	35,441	
49	20,749	35,453	
50	20,749	35,456	
51	20,753	35,457	
52	20,753	35,457	
53	20,754	35,457	



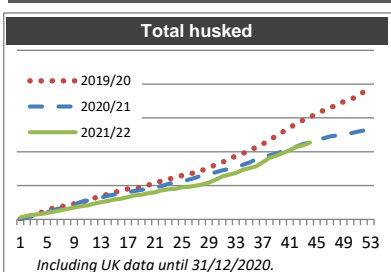
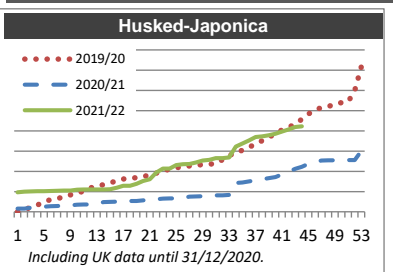
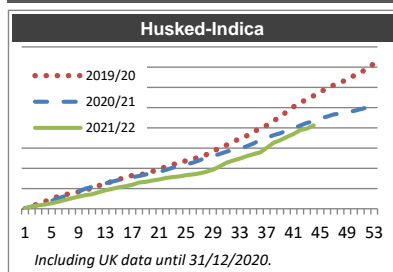
Week 1 to 44 from 01/09/2021 to 03/07/2022

(tonnes milled equivalent)

Husked-Indica			
week	2019/20	2020/21	2021/22
1	0	2,750	-
2	13,304	10,411	11,065
3	24,487	21,240	17,195
4	36,473	27,266	21,144
5	51,216	39,601	27,305
6	61,031	52,810	34,982
7	69,068	63,494	43,493
8	76,629	72,628	52,356
9	83,392	84,356	59,651
10	92,803	99,962	66,931
11	101,380	107,816	71,814
12	115,145	115,004	82,421
13	123,905	125,200	90,878
14	134,900	134,586	98,153
15	146,212	142,231	106,233
16	154,557	146,935	111,467
17	164,952	156,158	118,764
18	167,395	162,152	129,856
19	173,391	169,381	132,555
20	184,905	177,972	139,551
21	197,209	182,649	144,743
22	207,746	191,773	151,926
23	217,702	203,337	156,915
24	228,634	211,578	159,848
25	237,272	218,560	166,720
26	245,042	228,087	169,511
27	256,219	239,226	174,617
28	267,669	253,202	182,254
29	285,029	261,255	193,160
30	299,332	270,845	209,377
31	314,331	282,132	227,320
32	331,009	289,656	238,493
33	346,831	297,065	248,569
34	360,070	308,746	260,057
35	382,461	322,069	269,457
36	392,832	339,087	277,961
37	412,701	350,050	301,016
38	433,550	363,262	326,007
39	456,226	373,383	338,113
40	479,908	386,548	355,121
41	503,965	398,837	369,308
42	522,351	411,323	388,927
43	544,420	424,479	396,481
44	559,188	432,429	412,266
45	578,390	445,933	
46	594,258	455,417	
47	611,202	466,324	
48	622,171	470,837	
49	643,143	476,998	
50	657,574	484,152	
51	671,616	492,004	
52	696,352	500,728	
53	717,023	537,182	

Husked-Japonica			
week	2019/20	2020/21	2021/22
1	0	1,567	-
2	785	1,569	9,983
3	2,362	1,939	10,046
4	3,282	2,167	10,169
5	4,950	2,553	10,204
6	5,952	2,718	10,221
7	6,519	2,818	10,365
8	7,350	3,060	10,475
9	8,362	3,196	10,515
10	9,383	3,444	10,878
11	10,085	3,616	10,975
12	11,779	3,649	11,001
13	12,655	3,838	11,035
14	13,411	4,818	11,069
15	14,247	4,904	11,142
16	15,347	4,963	11,898
17	16,195	5,243	12,801
18	16,635	5,291	12,824
19	16,810	5,300	13,779
20	17,321	5,686	15,186
21	18,235	5,859	16,101
22	19,085	6,182	19,425
23	20,169	6,541	21,341
24	20,979	6,559	21,344
25	21,635	6,641	23,042
26	22,431	6,869	23,536
27	22,641	7,424	23,617
28	22,833	7,581	24,348
29	23,398	7,686	25,321
30	23,501	7,947	25,634
31	23,789	8,148	26,477
32	25,767	8,169	26,546
33	27,969	8,339	26,859
34	28,623	14,213	32,233
35	30,481	14,416	33,738
36	31,811	14,982	35,275
37	33,615	15,559	36,998
38	35,074	16,082	37,229
39	36,902	16,589	37,812
40	38,369	17,200	38,572
41	40,498	18,499	39,612
42	41,934	19,798	40,756
43	43,229	21,218	41,916
44	45,810	22,213	42,230
45	48,344	23,666	
46	50,368	24,684	
47	51,429	25,298	
48	51,963	25,391	
49	53,321	25,412	
50	53,912	25,422	
51	54,369	25,498	
52	59,832	25,523	
53	71,769	30,071	

Total husked			
week	2019/20	2020/21	2021/22
1	0	4,317	-
2	14,089	11,980	21,048
3	26,849	23,179	27,240
4	39,755	29,434	31,313
5	56,166	42,154	37,509
6	66,983	55,528	45,203
7	75,588	66,312	53,858
8	83,978	75,688	62,832
9	91,754	87,551	70,167
10	102,186	103,406	77,808
11	111,465	111,431	82,789
12	126,924	118,653	93,422
13	136,560	129,757	101,913
14	148,312	139,404	109,223
15	160,459	147,134	117,375
16	169,905	151,898	123,365
17	181,146	161,401	131,565
18	184,029	167,443	142,680
19	190,202	174,681	146,333
20	202,226	183,658	154,737
21	215,444	188,508	160,844
22	226,831	197,955	171,351
23	237,870	209,877	178,256
24	249,613	218,137	181,192
25	258,906	225,202	189,761
26	267,473	234,956	193,047
27	278,860	246,650	198,234
28	290,502	260,783	206,602
29	308,427	268,941	218,481
30	322,832	278,792	235,011
31	338,120	290,280	253,798
32	356,776	297,825	265,039
33	374,800	305,404	275,429
34	388,693	322,960	292,291
35	412,942	336,485	303,196
36	424,643	354,069	313,237
37	446,316	365,609	338,014
38	468,624	379,344	363,236
39	493,128	389,972	375,926
40	518,277	403,748	393,693
41	544,462	417,335	408,920
42	564,285	431,121	429,684
43	587,649	445,698	438,397
44	604,997	454,642	454,497
45	626,734	469,599	
46	644,626	480,101	
47	662,631	491,622	
48	674,134	496,228	
49	696,464	502,410	
50	711,486	509,574	
51	725,986	517,502	
52	756,184	526,251	
53	788,791	567,254	



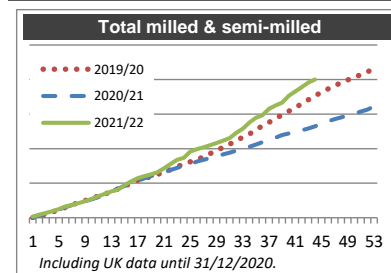
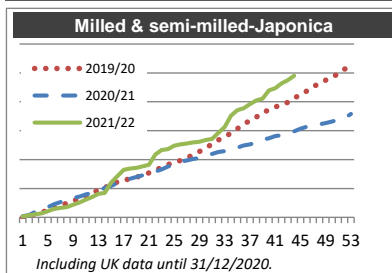
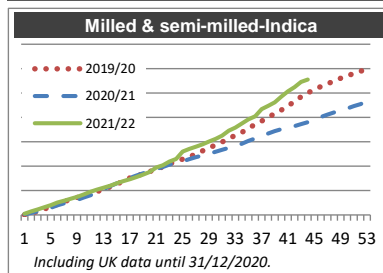
Week 1 to 44 from 01/09/2021 to 03/07/2022

(tonnes milled equivalent)

Milled & semi-milled-Indica			
week	2019/20	2020/21	2021/22
1	191	2,837	-
2	7,317	7,831	14,438
3	14,789	14,237	22,191
4	24,447	22,955	31,227
5	32,775	29,916	40,654
6	44,230	38,980	50,626
7	53,763	47,247	57,811
8	64,699	55,563	66,224
9	71,133	61,696	74,442
10	78,727	71,779	84,360
11	88,960	80,074	94,450
12	95,930	90,747	103,371
13	104,516	105,526	111,478
14	114,846	117,761	120,000
15	126,288	129,644	129,415
16	138,918	140,535	138,776
17	151,852	151,952	146,824
18	159,977	161,315	155,845
19	168,424	170,816	164,921
20	177,654	179,855	175,715
21	186,508	188,820	194,782
22	197,010	196,709	203,314
23	208,775	206,260	219,165
24	220,522	213,685	229,208
25	228,404	219,972	259,518
26	238,059	228,329	271,025
27	248,928	236,369	279,154
28	262,544	243,624	289,429
29	275,188	251,203	301,252
30	286,808	259,196	311,635
31	299,436	267,433	325,355
32	312,726	275,036	345,769
33	326,834	281,485	358,326
34	338,642	292,233	374,778
35	355,917	303,204	392,274
36	370,489	313,253	404,358
37	384,717	322,161	433,873
38	400,902	334,266	447,187
39	415,301	344,197	461,193
40	430,339	351,438	485,893
41	448,878	358,731	507,356
42	463,153	364,669	524,043
43	484,421	371,924	545,606
44	500,644	380,423	555,170
45	513,334	391,273	
46	527,109	401,761	
47	537,991	411,450	
48	549,028	420,313	
49	560,803	429,701	
50	571,170	436,606	
51	579,440	446,109	
52	588,830	454,536	
53	598,617	465,670	

Milled & semi-milled-Japonica			
week	2019/20	2020/21	2021/22
1	4	1,934	-
2	4,079	3,786	3,412
3	5,732	9,578	5,450
4	9,280	12,594	6,905
5	11,850	17,727	10,489
6	16,029	22,733	14,643
7	20,050	26,396	16,434
8	24,647	30,935	17,879
9	28,483	33,707	21,809
10	33,019	35,814	25,773
11	37,136	39,527	30,590
12	41,847	42,424	35,283
13	47,031	46,190	40,855
14	51,472	50,944	42,293
15	57,078	54,512	59,927
16	61,258	59,186	71,163
17	64,561	62,985	82,339
18	66,539	66,908	84,540
19	69,281	69,981	85,737
20	72,705	72,875	88,214
21	76,937	76,274	90,894
22	81,215	79,391	108,505
23	86,655	82,920	116,483
24	91,397	88,052	117,938
25	94,910	91,339	123,939
26	98,254	96,716	126,267
27	102,972	98,312	127,672
28	108,161	101,149	129,630
29	113,693	102,539	130,776
30	120,171	107,187	133,949
31	126,578	109,700	135,662
32	133,936	113,102	146,128
33	139,809	114,479	156,559
34	145,686	118,451	176,057
35	153,516	120,519	185,526
36	160,998	124,425	188,976
37	167,634	126,455	196,181
38	173,363	129,827	202,590
39	181,212	134,781	205,465
40	185,951	136,681	219,641
41	191,017	140,630	223,678
42	194,428	142,206	231,859
43	199,032	144,881	237,512
44	206,259	148,758	245,112
45	212,592	153,567	
46	218,716	156,818	
47	226,282	158,985	
48	231,721	160,851	
49	237,295	163,115	
50	242,282	165,969	
51	248,818	168,857	
52	256,760	171,824	
53	261,831	178,978	

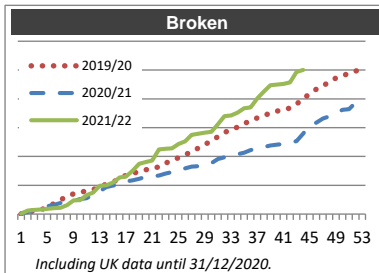
Total milled & semi-milled			
week	2019/20	2020/21	2021/22
1	195	4,770	-
2	11,395	11,617	17,850
3	20,522	23,815	27,642
4	33,728	35,549	38,132
5	44,625	47,643	51,143
6	60,259	61,713	65,269
7	73,813	73,643	74,245
8	89,346	86,497	84,103
9	99,616	95,403	96,251
10	111,746	107,593	110,133
11	126,096	119,601	125,040
12	137,777	133,171	138,653
13	151,547	151,716	152,332
14	166,318	168,705	162,292
15	183,365	184,156	189,342
16	200,176	199,720	209,938
17	216,412	214,937	229,163
18	226,516	228,223	240,384
19	237,705	240,798	250,658
20	250,359	252,730	263,929
21	263,446	265,094	285,676
22	278,225	276,100	311,819
23	295,430	289,180	335,648
24	311,919	301,737	347,146
25	323,314	311,311	383,458
26	336,313	325,045	397,293
27	351,900	334,682	406,826
28	370,704	344,773	419,059
29	388,880	353,742	432,028
30	406,979	366,383	445,584
31	426,014	377,133	461,017
32	446,662	388,138	491,897
33	466,643	395,964	514,885
34	484,327	410,684	550,835
35	509,433	423,722	577,800
36	531,487	437,678	593,334
37	552,351	448,616	630,054
38	574,265	464,093	649,777
39	596,513	478,978	666,658
40	616,290	488,119	705,534
41	639,895	499,361	731,033
42	657,580	506,875	755,902
43	683,453	516,805	783,118
44	706,902	529,181	800,281
45	725,926	544,841	
46	745,826	558,579	
47	764,272	570,434	
48	780,749	581,164	
49	798,098	592,816	
50	813,451	602,575	
51	828,259	614,966	
52	845,590	626,360	
53	860,448	644,648	



Week 1 to 44 from 01/09/2021 to 03/07/2022

(tonnes milled equivalent)

Broken			
week	2019/20	2020/21	2021/22
1	0	2,939	-
2	5,041	6,596	11,782
3	12,309	15,183	14,074
4	15,232	19,421	15,957
5	22,758	27,331	17,974
6	36,521	31,990	20,482
7	49,115	38,197	22,265
8	62,294	42,438	31,169
9	70,329	45,722	47,422
10	74,217	52,129	48,554
11	81,575	55,165	65,518
12	85,554	68,126	74,711
13	92,594	79,239	98,025
14	104,505	93,908	99,372
15	111,461	99,196	109,773
16	121,811	102,768	126,956
17	135,529	113,292	130,592
18	141,474	117,348	150,017
19	146,981	122,353	174,861
20	153,258	128,865	180,375
21	160,401	130,515	185,917
22	163,218	133,447	224,262
23	176,806	140,724	226,968
24	186,228	145,719	228,539
25	195,889	151,329	243,429
26	206,680	158,609	252,112
27	214,381	164,427	274,997
28	229,189	165,953	278,782
29	241,842	169,264	282,269
30	252,920	176,883	285,977
31	269,076	190,819	312,290
32	282,241	197,389	340,083
33	294,695	202,335	342,593
34	301,372	207,794	351,726
35	313,968	213,080	367,556
36	323,587	222,366	370,046
37	333,662	227,345	402,179
38	340,732	232,525	425,234
39	352,176	238,365	447,216
40	357,578	241,388	449,853
41	362,570	243,286	451,921
42	367,777	248,870	457,407
43	381,628	252,898	493,323
44	400,994	278,650	500,309
45	416,990	308,653	
46	433,879	317,537	
47	444,558	331,846	
48	460,060	339,342	
49	472,202	350,490	
50	480,553	361,727	
51	487,887	364,046	
52	496,152	387,208	
53	503,727	402,648	



Top 5 export destinations* - (update of 04 Jul 2022)

Paddy-Indica				
Destination	MY 2021/22		MY 2020/21	
	tonnes	share	tonnes	share
Morocco	249	87.3%	3	11.3%
Burkina Faso	13	4.7%	9	34.5%
United Kingdom	9	3.1%	5	16.9%
Greenland	3	1.1%	1	5.0%
Russia	3	1.0%	3	12.2%

Paddy-Japonica				
Destination	MY 2021/22		MY 2020/21	
	tonnes	share	tonnes	share
Turkey	658	60.4%	18,815	98.5%
United Kingdom	122	11.2%	39	0.2%
Norway	59	5.4%	33	0.2%
Russia	57	5.2%	75	0.4%
United States of America:	51	4.7%	-----	-----

Total Paddy				
Destination	MY 2021/22		MY 2020/21	
	tonnes	share	tonnes	share
Turkey	658	47.9%	18,815	98.4%
Morocco	281	20.5%	6	0.0%
United Kingdom	131	9.5%	43	0.2%
Russia	60	4.3%	79	0.4%
Norway	59	4.3%	34	0.2%

2021/22				
destination	MY 2021/22		MY 2020/21	
	tonnes	share	tonnes	share
United Kingdom	4,432	68.8%	2,676	59.3%
Switzerland	612	9.5%	675	15.0%
United States of America:	514	8.0%	312	6.9%
Norway	386	6.0%	357	7.9%
Serbia	113	1.8%	43	1.0%

Husked-Japonica				
destination	MY 2021/22		MY 2020/21	
	tonnes	share	tonnes	share
Switzerland	3,322	46.5%	3,318	33.2%
United Kingdom	1,319	18.4%	673	6.7%
Ukraine	778	10.9%	-----	-----
Israel	595	8.3%	951	9.5%
India	242	3.4%	173	1.7%

Total Husked				
Destination	MY 2021/22		MY 2020/21	
	tonnes	share	tonnes	share
United Kingdom	5,751	42.3%	3,349	23.1%
Switzerland	3,934	28.9%	3,994	27.5%
Ukraine	783	5.8%	-----	-----
United States of America:	624	4.6%	368	2.5%
Israel	595	4.4%	951	6.6%

Milled & semi-milled-Indica				
Destination	MY 2021/22		MY 2020/21	
	tonnes	share	tonnes	share
United Kingdom	47,042	54.0%	34,026	54.5%
United States of America:	11,389	13.1%	3,412	5.5%
Switzerland	9,148	10.5%	8,970	14.4%
Belarus	5,589	6.4%	5,309	8.5%
Norway	4,442	5.1%	4,270	6.8%

Milled & semi-milled-Japonica				
Destination	MY 2021/22		MY 2020/21	
	tonnes	share	tonnes	share
United Kingdom	67,778	36.0%	38,200	22.6%
Jordan	28,664	15.2%	17,959	10.6%
Turkey	10,670	5.7%	44,504	26.4%
Switzerland	8,788	4.7%	8,788	5.2%
United States of America:	8,710	4.6%	8,158	4.8%

Total Milled & semi-milled				
Destination	MY 2021/22		MY 2020/21	
	tonnes	share	tonnes	share
United Kingdom	114,821	41.7%	72,226	31.2%
Jordan	28,992	10.5%	17,959	7.8%
United States of America:	20,099	7.3%	11,570	5.0%
Switzerland	17,936	6.5%	17,757	7.7%
Turkey	10,778	3.9%	44,629	19.3%

Broken-				
Destination	MY 2021/22		MY 2020/21	
	tonnes	share	tonnes	share
United Kingdom	9,601	76.5%	2,941	42.8%
Serbia	2,222	17.7%	2,055	29.9%
Switzerland	254	2.0%	1,694	24.6%
Norway	161	1.3%	88	1.3%
Moldova	127	1.0%	-----	-----

* The United Kingdom is no longer a Member State of the European Union, however until the end of the transition period was still a part of the EU Customs Union. Due to the absence of intra-trade data in the surveillance system, the total of the EU trade data therefore also include the UK trade until 31/12/2020. The data as of 1/01/2021 is therefore not comparable with the data until 31/12/2020.

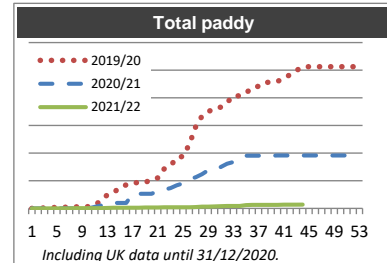
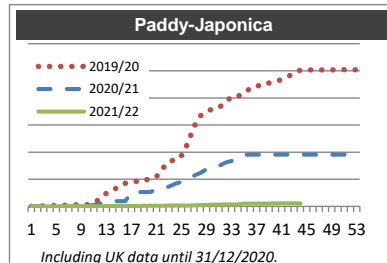
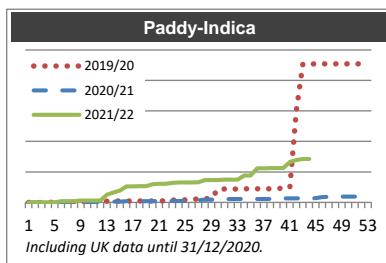
Week 1 to 44 from 01/09/2020 to 03/07/2022

(tonnes milled equivalent)

Paddy-Indica			
week	2019/20	2020/21	2021/22
1	0	0	-
2	0	0	0
3	0	1	1
4	0	1	1
5	0	1	1
6	0	1	8
7	0	1	8
8	1	1	8
9	1	2	12
10	1	2	12
11	1	2	12
12	8	5	12
13	9	5	51
14	9	5	65
15	9	5	78
16	9	8	106
17	10	9	106
18	10	9	106
19	10	9	106
20	10	9	119
21	10	9	122
22	10	9	122
23	16	9	127
24	16	9	130
25	16	9	130
26	17	14	131
27	25	14	132
28	25	17	147
29	26	18	147
30	88	18	147
31	88	21	149
32	88	22	150
33	88	22	150
34	89	22	176
35	89	22	177
36	89	23	224
37	90	23	224
38	90	23	224
39	90	27	225
40	96	27	225
41	96	27	265
42	604	27	278
43	908	27	285
44	908	27	285
45	908	28	
46	908	35	
47	908	36	
48	908	36	
49	908	38	
50	909	38	
51	909	38	
52	909	38	
53	909	38	

Paddy-Japonica			
week	2019/20	2020/21	2021/22
1	0	1	-
2	180	1	5
3	181	1	12
4	324	3	16
5	327	3	18
6	394	6	36
7	458	18	39
8	535	24	60
9	636	38	79
10	637	39	84
11	1,201	531	86
12	2,864	1,029	96
13	4,888	1,440	101
14	5,690	1,939	164
15	7,640	1,941	166
16	8,499	1,942	173
17	9,258	5,257	174
18	9,259	5,258	175
19	9,259	5,258	234
20	10,607	5,259	235
21	11,016	6,248	241
22	14,248	6,768	251
23	15,321	7,304	280
24	18,317	8,321	282
25	18,784	9,064	283
26	23,211	10,554	299
27	29,482	11,297	392
28	33,363	12,330	498
29	34,924	13,736	518
30	36,049	13,954	597
31	36,519	14,943	649
32	38,229	16,130	733
33	40,623	16,793	736
34	40,624	18,083	737
35	41,630	19,045	1,029
36	43,646	19,055	1,047
37	44,111	19,075	1,050
38	45,522	19,077	1,055
39	45,523	19,079	1,058
40	45,912	19,085	1,074
41	46,869	19,087	1,075
42	47,874	19,091	1,077
43	49,043	19,092	1,088
44	50,328	19,094	1,091
45	50,332	19,121	
46	50,345	19,122	
47	50,348	19,123	
48	50,353	19,125	
49	50,354	19,129	
50	50,355	19,130	
51	50,361	19,132	
52	50,362	19,135	
53	50,364	19,137	

Total paddy			
week	2019/20	2020/21	2021/22
1	0	1	-
2	180	1	5
3	182	2	12
4	325	3	17
5	327	4	19
6	394	7	43
7	459	20	47
8	535	26	68
9	636	40	91
10	637	41	95
11	1,202	533	98
12	2,872	1,034	108
13	4,897	1,445	152
14	5,698	1,945	228
15	7,649	1,946	245
16	8,508	1,951	278
17	9,268	5,266	280
18	9,268	5,267	281
19	9,268	5,267	340
20	10,616	5,268	354
21	11,026	6,257	363
22	14,258	6,776	373
23	15,337	7,313	407
24	18,333	8,330	412
25	18,800	9,073	413
26	23,227	10,569	430
27	29,507	11,311	524
28	33,389	12,347	645
29	34,949	13,754	664
30	36,137	13,971	744
31	36,607	14,964	799
32	38,318	16,152	883
33	40,712	16,814	886
34	40,713	18,106	913
35	41,720	19,067	1,206
36	43,736	19,077	1,271
37	44,200	19,098	1,274
38	45,612	19,100	1,279
39	45,613	19,105	1,283
40	46,008	19,112	1,299
41	46,965	19,114	1,341
42	48,478	19,118	1,355
43	49,951	19,120	1,373
44	51,236	19,121	1,375
45	51,241	19,149	
46	51,253	19,157	
47	51,256	19,159	
48	51,261	19,161	
49	51,262	19,166	
50	51,264	19,168	
51	51,270	19,170	
52	51,271	19,173	
53	51,274	19,176	



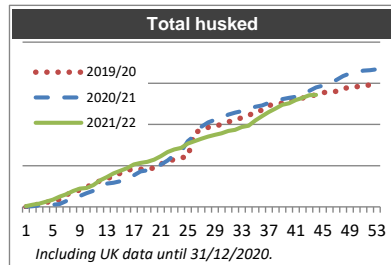
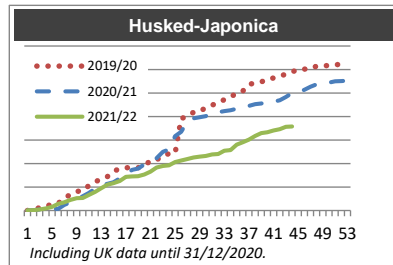
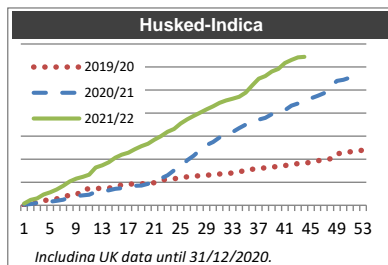
Week 1 to 44 from 01/09/2020 to 03/07/2022

(tonnes milled equivalent)

Husked-Indica			
week	2019/20	2020/21	2021/22
1	0	26	-
2	79	54	230
3	116	104	299
4	200	130	469
5	245	161	559
6	275	198	682
7	403	241	845
8	426	352	1,040
9	444	404	1,154
10	695	430	1,230
11	714	463	1,327
12	726	579	1,643
13	740	617	1,731
14	754	651	1,869
15	767	712	2,069
16	895	743	2,193
17	921	762	2,282
18	922	846	2,436
19	928	859	2,564
20	957	935	2,674
21	975	1,055	2,850
22	1,095	1,169	3,000
23	1,134	1,297	3,188
24	1,149	1,512	3,309
25	1,208	1,649	3,547
26	1,233	1,947	3,730
27	1,249	2,147	3,881
28	1,292	2,408	4,025
29	1,305	2,612	4,161
30	1,321	2,749	4,298
31	1,355	2,941	4,441
32	1,376	3,072	4,545
33	1,399	3,179	4,625
34	1,431	3,346	4,713
35	1,543	3,497	4,888
36	1,566	3,577	5,202
37	1,582	3,714	5,497
38	1,633	3,793	5,605
39	1,660	3,958	5,808
40	1,684	4,033	5,914
41	1,721	4,128	6,177
42	1,758	4,326	6,307
43	1,808	4,416	6,418
44	1,826	4,515	6,442
45	1,869	4,643	
46	1,929	4,748	
47	1,972	4,864	
48	2,018	5,137	
49	2,247	5,398	
50	2,256	5,450	
51	2,317	5,539	
52	2,342	5,577	
53	2,399	5,657	

Husked-Japonica			
week	2019/20	2020/21	2021/22
1	0	2	-
2	47	21	27
3	246	88	83
4	312	101	175
5	579	113	316
6	604	140	567
7	1,075	480	695
8	1,350	696	891
9	1,619	906	1,056
10	1,672	1,224	1,072
11	2,131	1,491	1,323
12	2,420	1,867	1,581
13	2,711	2,201	1,898
14	2,891	2,271	2,205
15	3,330	2,399	2,317
16	3,569	2,725	2,517
17	3,636	3,074	2,869
18	3,638	3,461	2,892
19	3,640	3,567	2,916
20	3,780	3,911	3,071
21	4,257	4,064	3,304
22	4,282	4,456	3,664
23	4,688	4,993	3,786
24	4,824	5,193	3,852
25	4,872	6,328	4,129
26	7,825	6,696	4,252
27	8,018	7,588	4,378
28	8,359	7,848	4,508
29	8,415	7,944	4,583
30	8,748	8,035	4,641
31	8,982	8,272	4,776
32	9,148	8,367	4,802
33	9,442	8,453	5,079
34	9,645	8,525	5,134
35	10,020	8,664	5,609
36	10,159	8,740	5,816
37	10,734	8,907	6,024
38	10,849	9,052	6,349
39	10,941	9,109	6,582
40	11,209	9,215	6,668
41	11,277	9,254	6,803
42	11,455	9,381	6,925
43	11,589	9,668	7,130
44	11,801	9,997	7,151
45	12,009	10,080	
46	12,032	10,278	
47	12,050	10,531	
48	12,296	10,737	
49	12,324	10,789	
50	12,338	10,888	
51	12,399	10,990	
52	12,445	11,015	
53	12,526	11,050	

Total husked			
week	2019/20	2020/21	2021/22
1	0	29	-
2	126	75	256
3	362	193	382
4	513	231	644
5	824	274	874
6	879	338	1,249
7	1,478	721	1,540
8	1,776	1,049	1,930
9	2,063	1,311	2,210
10	2,367	1,654	2,302
11	2,845	1,955	2,650
12	3,145	2,446	3,224
13	3,451	2,818	3,629
14	3,644	2,922	4,074
15	4,097	3,111	4,386
16	4,464	3,468	4,710
17	4,557	3,835	5,151
18	4,559	4,307	5,328
19	4,568	4,426	5,479
20	4,738	4,845	5,745
21	5,232	5,119	6,154
22	5,376	5,625	6,665
23	5,822	6,290	6,974
24	5,974	6,705	7,161
25	6,079	7,977	7,676
26	9,058	8,643	7,983
27	9,267	9,735	8,259
28	9,651	10,255	8,533
29	9,720	10,556	8,744
30	10,069	10,784	8,939
31	10,338	11,213	9,217
32	10,524	11,439	9,347
33	10,842	11,632	9,705
34	11,076	11,870	9,848
35	11,563	12,161	10,498
36	11,724	12,317	11,018
37	12,315	12,621	11,521
38	12,482	12,845	11,953
39	12,601	13,067	12,390
40	12,893	13,247	12,582
41	12,998	13,381	12,980
42	13,213	13,707	13,232
43	13,397	14,085	13,547
44	13,627	14,512	13,593
45	13,877	14,723	
46	13,961	15,026	
47	14,021	15,396	
48	14,314	15,874	
49	14,571	16,187	
50	14,594	16,339	
51	14,716	16,529	
52	14,787	16,592	
53	14,925	16,706	



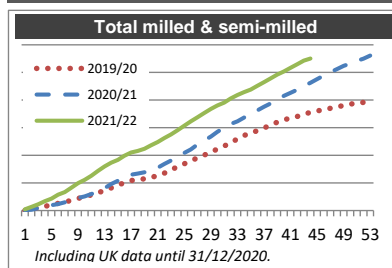
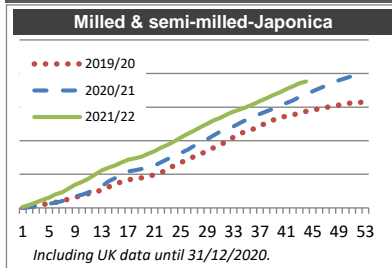
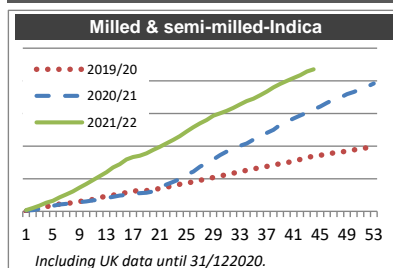
Week 1 to 44 from 01/09/2020 to 03/07/2022

(tonnes milled equivalent)

Milled & semi-milled-Indica			
week	2019/20	2020/21	2021/22
1	0	499	-
2	1,104	772	2,026
3	2,284	1,429	3,535
4	2,832	2,425	5,223
5	3,665	3,371	6,449
6	4,410	4,200	8,548
7	4,877	4,610	10,392
8	5,320	5,278	12,239
9	6,054	5,693	14,544
10	6,602	6,031	16,760
11	7,275	6,666	19,120
12	8,513	7,191	21,601
13	9,283	8,142	23,963
14	9,911	8,881	26,875
15	10,565	9,609	28,826
16	11,495	10,073	31,755
17	12,459	10,863	33,271
18	12,553	11,143	34,110
19	12,708	11,366	35,608
20	13,187	12,202	37,747
21	14,092	14,345	39,588
22	14,835	16,472	41,700
23	15,567	18,037	43,866
24	16,616	19,834	46,101
25	17,138	22,566	48,934
26	18,201	24,321	51,504
27	18,970	27,420	53,973
28	19,971	29,365	55,941
29	20,688	31,840	58,582
30	21,626	34,520	60,073
31	22,429	36,629	61,525
32	23,401	38,664	63,491
33	24,398	40,243	65,515
34	25,201	41,568	67,565
35	25,988	43,912	68,988
36	26,940	45,608	71,128
37	27,583	48,055	73,498
38	28,478	49,921	75,941
39	29,136	53,036	78,077
40	29,825	54,972	80,034
41	30,814	56,938	81,679
42	31,788	58,694	83,469
43	33,000	60,516	85,655
44	33,746	62,458	87,045
45	34,385	64,274	
46	35,084	66,441	
47	35,786	68,531	
48	36,213	69,749	
49	37,004	71,845	
50	37,734	73,168	
51	38,279	74,861	
52	39,022	76,346	
53	39,787	78,368	

Milled & semi-milled-Japonica			
week	2019/20	2020/21	2021/22
1	0	203	-
2	1,634	933	4,434
3	3,112	2,912	7,919
4	4,759	4,626	11,791
5	6,880	6,310	15,290
6	8,420	7,743	20,193
7	10,365	10,191	23,212
8	13,051	12,337	29,011
9	16,051	17,258	34,951
10	18,064	19,498	38,720
11	21,178	23,365	43,675
12	23,570	27,582	49,876
13	26,883	32,290	55,978
14	31,139	39,295	59,796
15	35,488	44,421	62,953
16	38,896	49,385	67,642
17	41,693	54,170	71,674
18	43,506	55,908	73,755
19	44,680	57,807	76,032
20	46,450	59,338	80,413
21	49,395	63,089	84,393
22	52,756	67,776	89,495
23	57,258	72,633	93,791
24	63,454	77,963	99,039
25	67,525	81,758	104,702
26	71,853	86,340	109,907
27	76,251	92,256	114,968
28	80,336	97,268	120,379
29	85,024	102,132	125,331
30	89,746	108,102	130,310
31	94,343	113,531	133,985
32	98,498	118,058	139,271
33	105,530	121,361	143,471
34	110,777	126,650	146,634
35	114,241	131,461	150,152
36	117,511	135,698	154,382
37	121,854	139,753	158,805
38	126,637	143,807	163,057
39	130,796	147,562	168,077
40	134,390	152,781	171,823
41	136,735	156,098	176,862
42	138,326	160,009	181,033
43	141,547	165,016	185,584
44	143,715	168,695	188,130
45	145,999	173,623	
46	147,370	177,702	
47	149,487	182,040	
48	151,141	186,105	
49	153,175	190,146	
50	155,029	192,804	
51	156,191	196,127	
52	156,779	198,524	
53	158,151	202,135	

Total milled & semi-milled			
week	2019/20	2020/21	2021/22
1	0	702	-
2	2,738	1,705	6,460
3	5,396	4,341	11,454
4	7,591	7,051	17,014
5	10,545	9,682	21,738
6	12,830	11,943	28,740
7	15,242	14,801	33,604
8	18,371	17,616	41,251
9	22,105	22,951	49,496
10	24,665	25,529	55,479
11	28,453	30,031	62,795
12	32,083	34,773	71,476
13	36,166	40,432	79,941
14	41,049	48,177	86,671
15	46,054	54,030	91,778
16	50,390	59,458	99,397
17	54,152	65,033	104,945
18	56,059	67,051	107,866
19	57,388	69,173	111,639
20	59,637	71,540	118,159
21	63,486	77,435	123,981
22	67,591	84,248	131,195
23	72,825	90,670	137,657
24	80,070	97,796	145,140
25	84,663	104,324	153,637
26	90,055	110,661	161,411
27	95,221	119,677	168,941
28	100,307	126,633	176,319
29	105,711	133,972	183,913
30	111,372	142,622	190,384
31	116,771	150,159	195,509
32	121,899	156,721	202,762
33	129,928	161,605	208,987
34	135,978	168,218	214,199
35	140,230	175,372	219,140
36	144,451	181,306	225,510
37	149,437	187,809	232,303
38	155,115	193,728	238,998
39	159,932	200,598	246,153
40	164,215	207,753	251,857
41	167,549	213,036	258,541
42	170,114	218,702	264,502
43	174,547	225,532	271,239
44	177,461	231,152	275,175
45	180,383	237,897	
46	182,454	244,143	
47	185,273	250,571	
48	187,355	255,854	
49	190,180	261,991	
50	192,763	265,972	
51	194,470	270,988	
52	195,801	274,870	
53	197,938	280,503	



Week 1 to 44 from 01/09/2020 to 03/07/2022

(tonnes milled equivalent)

Broken			
week	2019/20	2020/21	2021/22
1	0	1	-
2	26	1	263
3	50	112	394
4	104	115	616
5	128	140	639
6	154	217	713
7	979	242	766
8	1,006	530	1,040
9	1,058	555	1,090
10	2,427	651	1,162
11	2,684	704	1,408
12	3,045	752	1,625
13	3,458	1,266	1,733
14	3,532	1,366	1,801
15	3,558	1,446	1,862
16	3,585	1,495	1,963
17	3,703	1,543	3,748
18	3,725	1,615	3,820
19	3,726	1,616	3,868
20	3,726	1,618	3,895
21	3,751	2,816	4,043
22	3,801	2,918	4,425
23	3,848	3,416	4,677
24	3,921	3,622	4,728
25	3,974	3,706	4,911
26	4,053	4,199	4,968
27	4,130	4,602	5,102
28	4,208	4,724	5,245
29	4,239	4,770	7,428
30	4,287	4,900	7,598
31	4,312	5,023	7,698
32	4,337	5,170	7,963
33	4,464	5,348	9,487
34	4,518	5,493	9,679
35	4,663	5,588	9,844
36	4,745	5,891	10,219
37	4,826	5,923	10,407
38	4,931	6,160	10,506
39	4,959	6,262	11,090
40	5,080	6,467	11,263
41	5,088	6,551	11,542
42	5,094	6,699	12,108
43	6,768	6,798	12,347
44	6,792	6,879	12,544
45	6,820	7,118	
46	6,851	7,194	
47	7,402	7,387	
48	7,463	7,586	
49	7,524	7,653	
50	7,565	7,835	
51	8,675	7,850	
52	8,702	7,878	
53	9,107	7,904	

