



News

Online conference of the Emilia Romagna Region - CAP and RDP (Source: Ente Risi note)

On Monday 31 May, Minister Patuanelli participated in the online conference organised by the Emilia Romagna Region on the theme: "Our agriculture, our future. CAP and RDP transition: results achieved and next choices".

During the conference, the Minister pointed out that:

- it is reductive to impose fixed percentages at European level, for example for ecological and non-productive areas, because each country has its own peculiarities and Italy, with its diversified territory, has many areas that meet the requirements of ecological and set-aside areas, therefore, our country needs flexibility;
- during the dialogues, Italy stressed that the main objective of the CAP remains to guarantee agricultural production ensuring healthy and made-in-Italy food for the Italian and European population, while respecting the economic sustainability of agricultural enterprises;
- it is necessary to make the most of the resources made available by the National Recovery and Resilience Plan (NRRP), trying to make the implementation measures as simple as possible;
- Italy, France and Spain fought for the introduction of social cross-compliance as a measure to be respected in order to obtain basic payments;
- Italy has achieved a first objective, which is to have increased from 1% to 3% the levies from the first Pillar to be used for risk management to mitigate the effects of catastrophic events on agricultural crops.

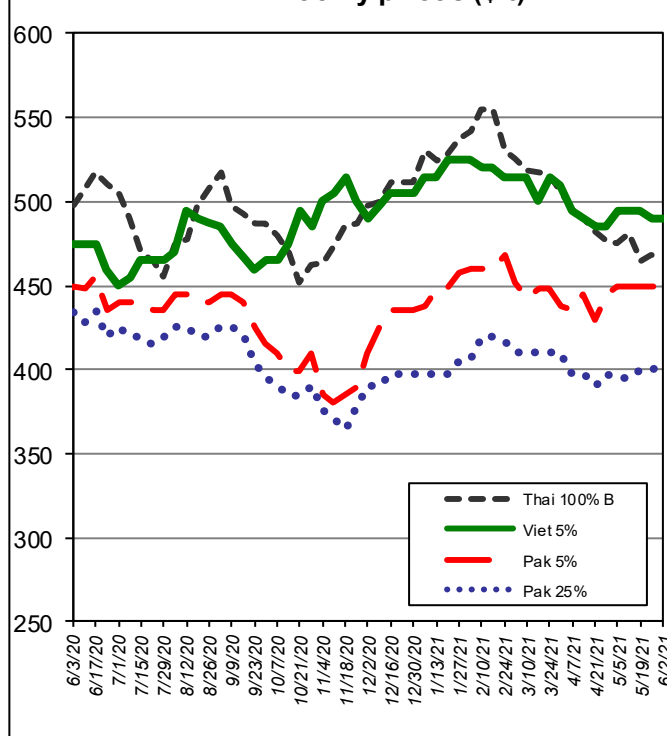
International Markets

Milled rice international FOB quotes

Exchange rate 1 € = 1.2128 \$

Asian Markets	\$/t	€/t
Thai 100%B	468	386
Vietnam 5%	490	404
India 5%	390	322
Pakistan 5%	450	371
Pakistan 25%	405	334
Myanmar 5%	420	346
India Basmati trad.	1,425	1,175
Other Markets	\$/t	€/t
Uruguay 5%	630	519
Argentina 5%	610	503
Paraguay 5%	560	462
USA LG 2/4% Fob Bulk Nola	615	507
California MG 1/4% Med	1,020	841

Weekly prices (\$/t)



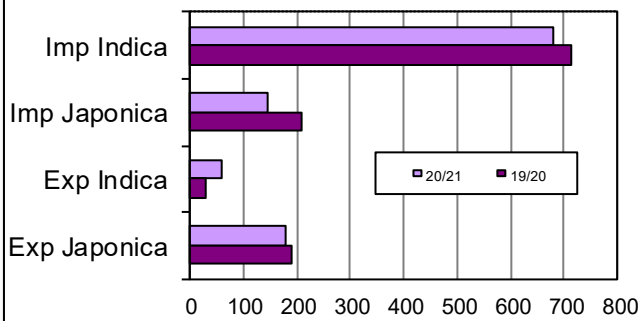
Food Safety

Rapid Alert System (Source: EFSA)

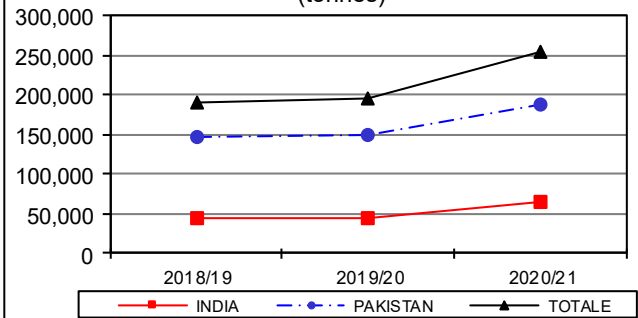
An information for follow-up notification was sent by Germany concerning ochratoxin A (4,94 +/- 0,41 µg/kg - ppb) in Basmati rice from Pakistan, via the Netherlands.

European Market

Import Export EU ('000 tonnes milled rice equivalent)



Basmati husked rice imports (tonnes)



In focus

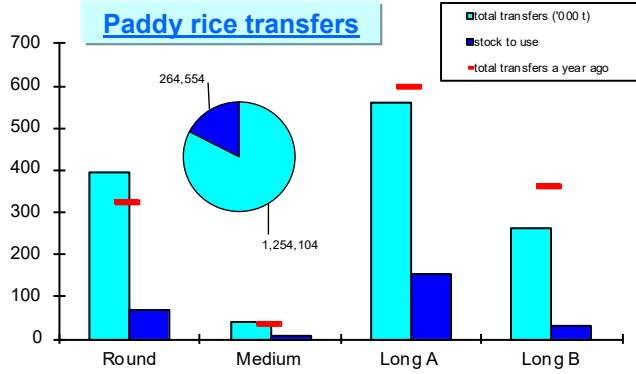
EU imports stood at 827,696 tonnes - excluding the United Kingdom for both marketing years - down around 94,200 tonnes (-10%) from a year ago. Imports of Indica rice, at around 681,100 tonnes, were down by around 33,200 tonnes (-5%), while imports of Japonica rice, at around 146,600 tonnes, were down by 61,000 tonnes (-29%). Imports of Basmati husked rice - excluding the United Kingdom for both marketing years - amounted to 253 837 tonnes, an increase of 58,900 tonnes (+30%). With around 69,600 tonnes, the Netherlands is the main importer of Basmati rice.

Exports amount to around 239,400 tonnes, up by around 17,800 tonnes (+8%) from a year ago.

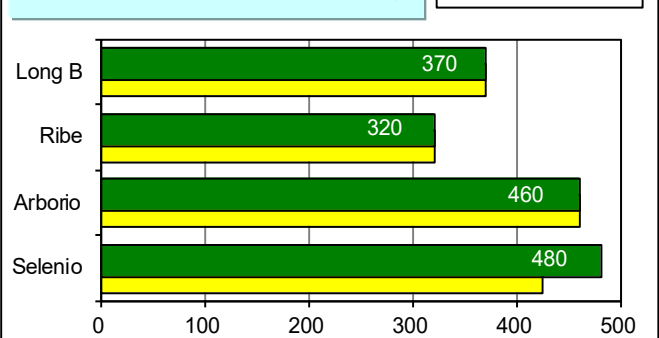
Excluding exports from the EU-27 to the United Kingdom, equivalent to around 64,300 tonnes, exports fell by around 46,500 tonnes (-21%).

Italian Market

Paddy rice transfers



Paddy price - Vercelli Commodity Exchange



In focus

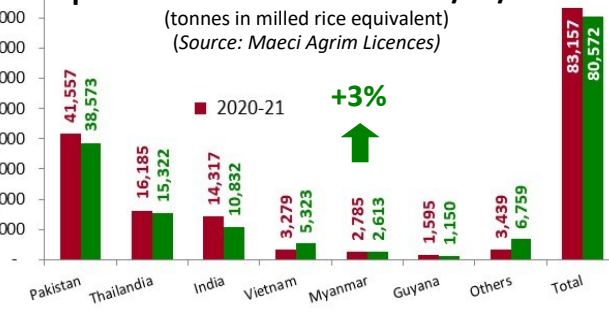
In the last week, 32,078 tonnes of paddy were transferred, of which 15,390 tonnes of "long A", 11,044 tonnes of "round", 4,932 tonnes of "long B" and 712 tonnes of "medium". Total transfers stood at 1,254,104 tonnes, down by 67,148 tonnes (-5%) from the previous marketing year. Globally, transfers covered about 83% of saleable availability.

On the Vercelli market there was an increase in the quotation of the Selenio variety (+€55).

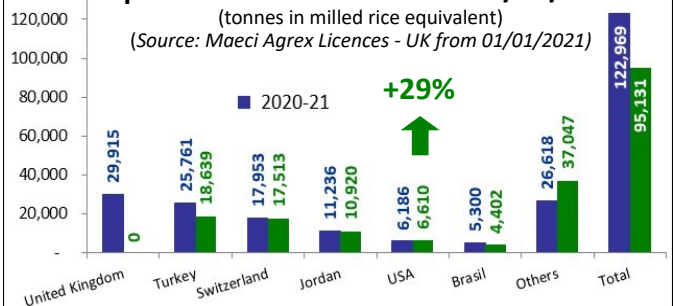
During the current marketing year import licences were issued for a volume of 83,157 tonnes, excluding paddy rice and in milled rice equivalent, up by 2,585 tonnes (+3%) compared to the previous marketing year. Quantities cleared through customs amounted to 93,944 tonnes, in milled rice equivalent, including 9,737 tonnes of paddy rice originating in Guyana. The table below shows that customs cleared quantities were up by about 12,100 tonnes (+15%).

Exports rose from 95,131 tonnes, in milled rice equivalent, last year to 122,969 tonnes today, up by 27,838 tonnes (+29%). It should be noted, however, that the increase is driven by exports to the UK, absent in the previous marketing year.

Import: husked + milled - till 28/05/2021



Export: husked + milled - till 28/05/2021



Italian imports till 30/05/2021 - Customs declarations - Source: DG Agri (tonnes in milled rice equivalent)

Campaign	Paddy			Brown rice			Semi-milled / Milled rice			TOTAL		
	Indica	Japonica	Total	Indica	Japonica	Total	Indica	Japonica	Total	Indica	Japonica	TOTAL
2020/2021	9,737	-	9,737	38,841	553	39,394	42,000	2,813	44,813	90,578	3,366	93,944
2019/2020	6,682	-	6,682	32,291	1,612	33,903	37,407	3,876	41,283	76,380	5,488	81,868