



News

NutrInform Battery (Source: Ente Nazionale Risi Note)

The website www.nutrinformbattery.it of the Italian NutrInform Battery system is now accessible, being formalised the application of the Italian logo for voluntary FoP labelling: NutrInform Battery. In fact, the Decree of 19 November 2020 " Form of presentation and the conditions of use of the optional nutrition logo complementary to the nutrition declaration in accordance with article 35 of regulation (EU) no 1169/2011" was published in the Official Journal on 07/12/2020.

This website, developed in collaboration with the Ministry of Agriculture, Food and Forestry Policies, the Ministry of Health and under the supervision of nutritional experts from the Istituto Superiore di Sanità (ISS) and the Consiglio per la Ricerca Economica e Alimentare (CREA), provides general information on the battery labelling system and offers a tool to generate the appropriate labels.

This website supports operators who voluntarily apply NutrInform on their products, and is accompanied by a User Manual, downloadable from the website of the Ministry of Economic Development:

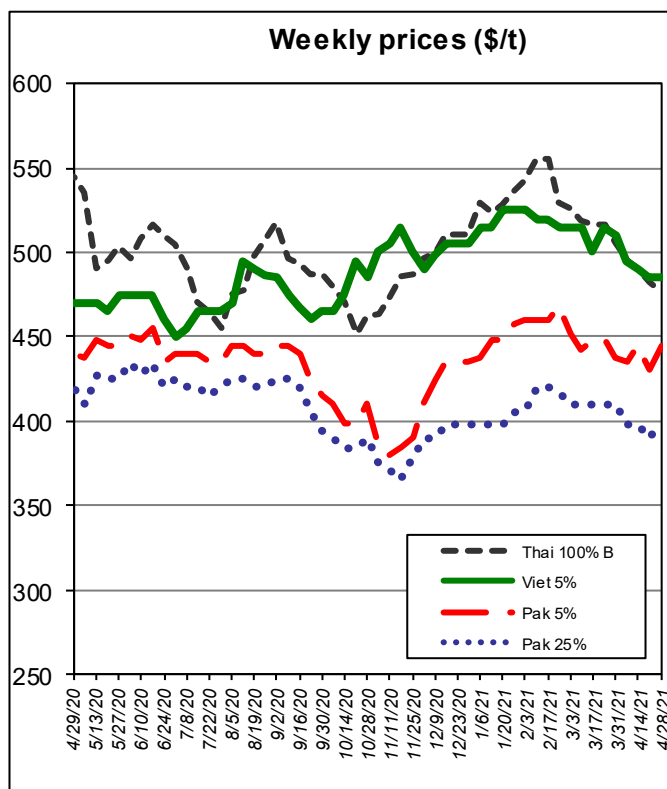
<https://www.mise.gov.it/index.php/it/normativa/notifiche-e-avvisi/2041921-avviso-19-gennaio-2021-nutrinform-battery-pubblicato-il-manuale-d-uso>

Please note that, in the first application phase, the communication concerning the adoption of the labelling placed on the front of package should be sent to the following e-mail address: nutrinformbattery@sanita.it

For any further information, please contact Dr Simonelli Cinzia (c.simonelli@enterisi.it).

International Markets

Milled rice international FOB quotes		
Exchange rate 1 € = 1.2070 \$		
Asian Markets	\$/t	€/t
Thai 100%B	476	394
Vietnam 5%	485	402
India 5%	400	331
Pakistan 5%	445	369
Pakistan 25%	398	330
Myanmar 5%	420	348
India Basmati trad.	1,425	1,181
Other Markets	\$/t	€/t
Uruguay 5%	620	514
Argentina 5%	600	497
Paraguay 5%	560	464
USA LG 2/4% Fob Bulk Nola	615	510
California MG 1/4% Med	955	791



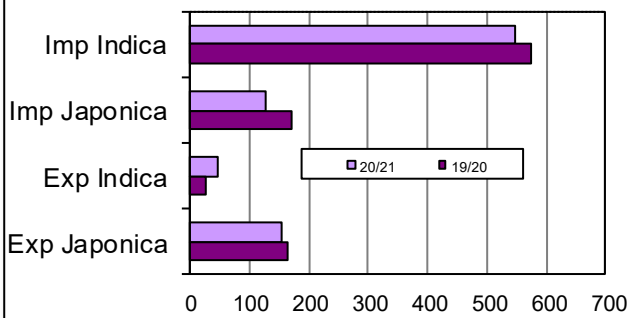
Food Safety

Rapid Alert System (Source: EFSA)

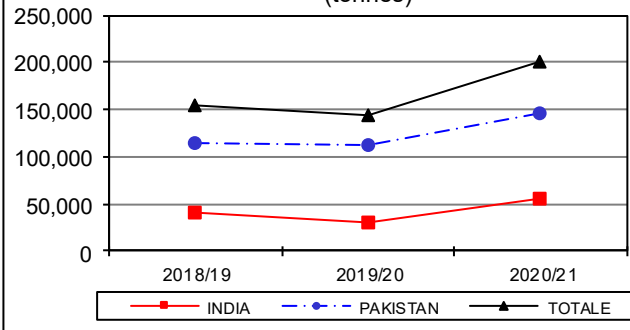
No alert concerning rice.

European Market

Import Export EU ('000 tonnes milled rice equivalent)



Basmati husked rice imports (tonnes)



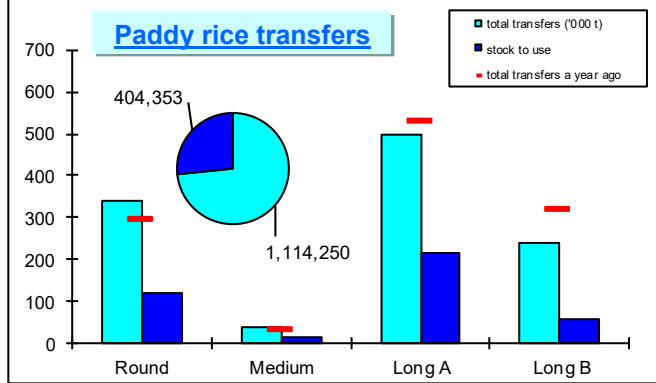
In focus

EU imports till 25 April 2021, amounting to 673,842 tonnes, in milled equivalent and not including the United Kingdom's volumes for both the campaigns, decreased by 71,600 tonnes (-10%) compared to last year. The largest decrease, in the order of 33,400 tonnes, was in imports of milled/semi-milled Indica rice, which fell from around 302,800 tonnes last year to around 269,400 tonnes today. The graph of Basmati husked rice imports refers to last week as the Commission has not published the new data.

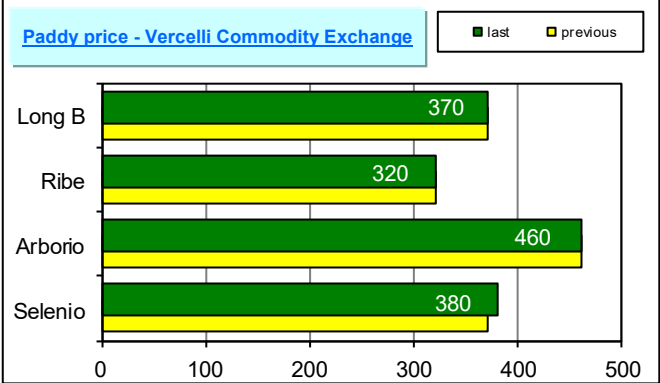
EU exports, amount to 199,573 tonnes, in milled equivalent, 7,430 tonnes (+4%) more than last campaign. Paddy rice exports, down by more than 27,600 tonnes (-66%) year-on-year, amount to 14,055 tonnes and are mainly to Turkey. Husked rice exports, amounting to 12,000 tonnes, are at the level recorded a year ago, while milled/semi-milled rice export, amounting to 173,455 tonnes, increased by 34,567 tonnes (+25%).

Italian Market

Paddy rice transfers



Paddy price - Vercelli Commodity Exchange



In focus

In the last week paddy rice transfers by farmers reached 28,917 tonnes: 11,529 tonnes of round grain, 10,853 tonnes of long A grain, 5,308 tonnes of long B grain and 1,227 tonnes of medium grain.

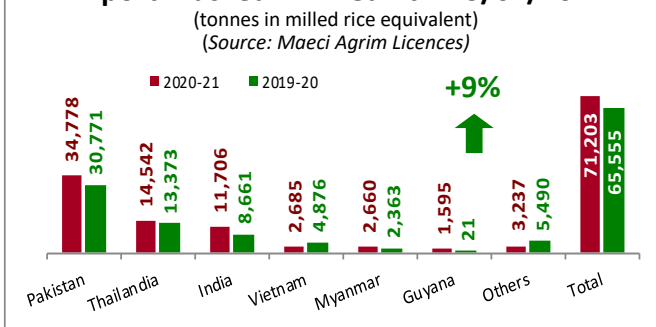
The total transfers decreased by 66,446 tonnes (-6%) compared to last campaign: long B grain decreased by 80,111 tonnes and long A grain by 33,964 tonnes, while round grain and medium grain increased by 45,153 tonnes and 2,476 tonnes respectively.

At Commodity Exchange in Vercelli, the paddy prices increased for Selenio (+€ 10).

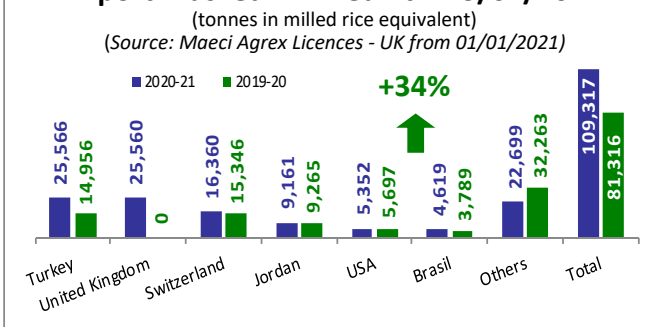
Italian husked, semi milled and milled rice imports amount to 71,203 tonnes, in milled equivalent, 5,648 tonnes (+9%) more than last year. The first imports licences from the United Kingdom, post Brexit, are recorded, but for limited volumes (21 tonnes). The volumes cleared through customs increased by 9,800 tonnes (+15%) (see table at the bottom).

Italian exports amount to 109,317 tonnes, in milled equivalent, 28,001 tonnes (+34%) more than last year. Turkey and the United Kingdom are the largest importer of Italian rice, with 25,566 tonnes and 25,560 tonnes respectively.

Import: husked + milled - till 23/04/2021



Export: husked + milled - till 23/04/2021



Italian imports till 25/04/2021 - Customs declarations - Source: DG Agri (tonnes in milled rice equivalent)

Campaign	Paddy			Brown rice			Semi-milled / Milled rice			TOTAL		
	Indica	Japonica	Total	Indica	Japonica	Total	Indica	Japonica	Total	Indica	Japonica	TOTAL
2020/2021	4,966	-	4,966	31,793	522	32,315	37,098	2,454	39,552	73,857	2,976	76,833
2019/2020	3,949	-	3,949	25,636	1,612	27,248	32,319	3,548	35,867	61,904	5,160	67,064