



## News

### Outcome of Committee for Common Organisation of Agricultural Markets (Source: Ente Nazionale Risi Note)

On August 27 the European Commission presented the rice market situation, updated at the end of July, from which it emerges:

- a figure for imports into the EU of 1.51 million tons, in milled rice equivalent, up of about 156,000 tons (+12%) compared to a year ago;
- an figure for imports into the EU from the LDCs of about 370,000 tons, in milled rice equivalent, up of about 21,800 tons (+6%) compared to a year ago;
- an EU export figure of about 245,000 tons, in milled rice equivalent, up of about 2,200 tons (+1%) compared to a year ago;
- the first estimate of the EU's rice area, which stands at nearly 423,000 hectares, up of about 9,800 hectares (+2.4%) compared to 2019, with a decrease of 10,000 hectares for Indica rice and an increase of 19,800 hectares for Japonica rice.

### Increased to 65 euro per tonne the duty for husked rice (Source: Ente Nazionale Risi Note)

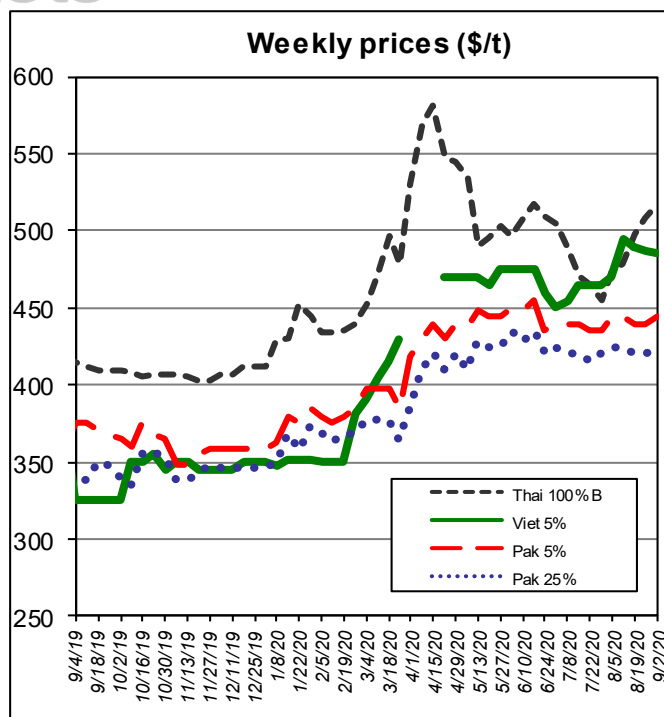
The EU regulation amending the husked rice duty from 42.50 to 65 € per tonne from 9 September 2020 has been published.

### Import quotas from Vietnam: the first quantities allocated in August (Source: Ente Nazionale Risi Note)

The applications for import certificate from Vietnam submitted in August were all accepted because the applications did not exceed the maximum quantity available for each quota. For more information on the quantities assigned please consult the following link: [allocations](#)

## International Markets

Milled rice international FOB quotes		
Exchange rate 1 € = 1.1861		
Asian Markets	\$/t	€/t
Thai 100%B	518	437
Vietnam 5%	485	409
India 5%	375	316
Pakistan 5%	445	375
Pakistan 25%	425	358
Myanmar 5%	450	379
India Basmati trad.	1,375	1,159
Other Markets	\$/t	€/t
Uruguay 5%	580	489
Argentina 5%	475	400
Paraguay 5%	465	392
USA LG 2/5% sacked	610	514
California MG 1/4% Med	920	776



## Food Safety

### Rapid Alert System (Source: EFSA)

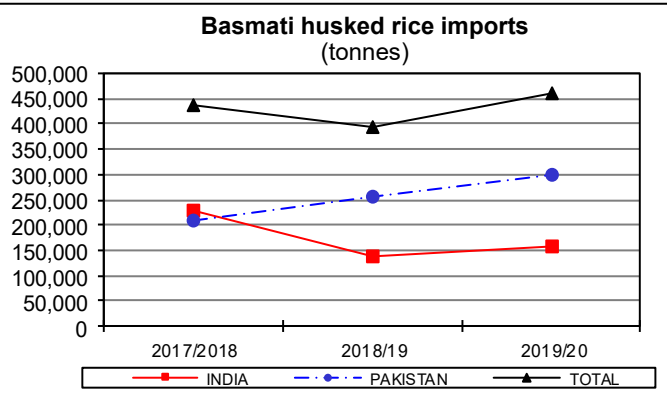
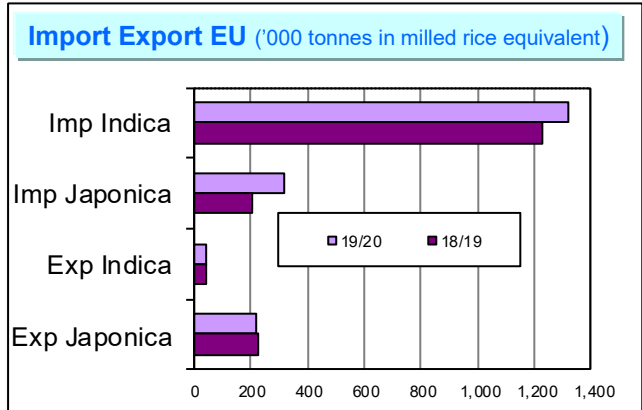
A batch of husked rice from Pakistan was rejected at the Polish border due to the presence of aflatoxins (B1 = 6.54); Total = 6.54 µg/kg - ppb).

Sent by the Netherlands an information notice for the presence of insects (rice awl) in sushi rice from Portugal.

Sent by Italy a warning notification for the presence of soya in Italian rice flour.

Sent by Switzerland an alert notification for the presence of ochratoxin A (8.3 µg/kg - ppb) in basmati rice of unknown origin, packaged in the United Kingdom.

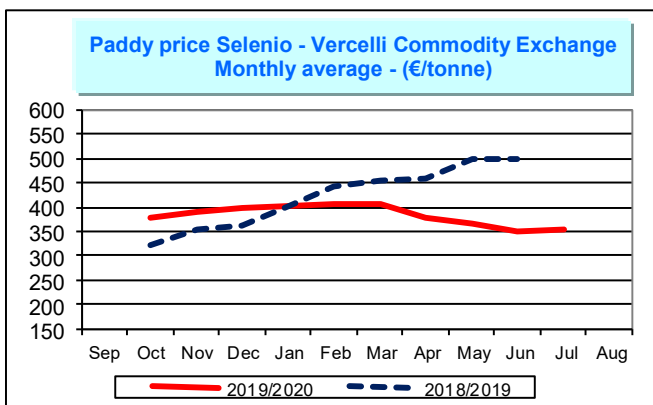
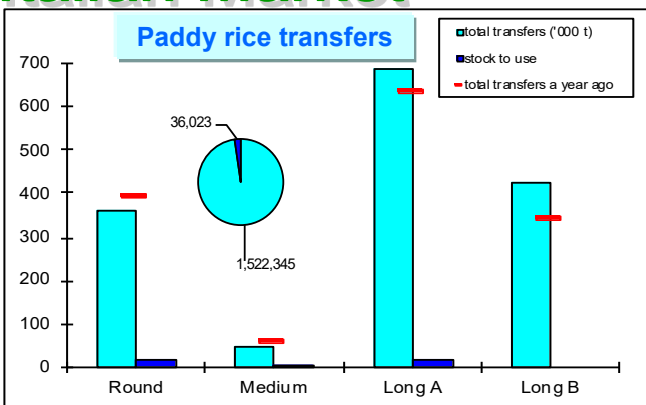
# European Market



## In focus

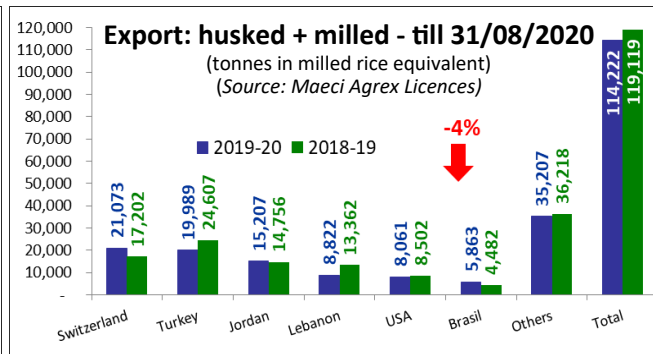
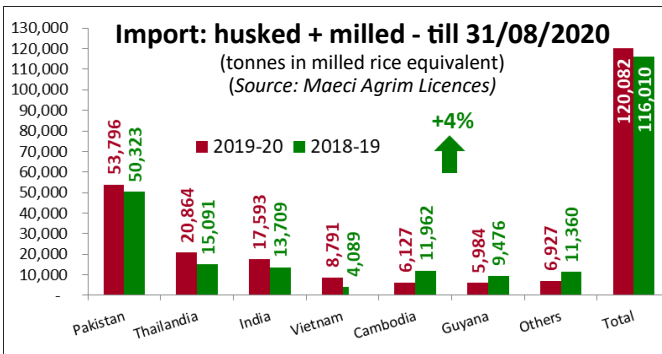
Imports into the EU, updated to August 30, have reached a record level of 1,642,546 tons, in milled rice equivalent, up by 14% compared to a year ago. With the exception of imports of semi-milled/milled Indica, which are at the levels of last year, all other processing stages show increases, especially for the Japonica type product. Basmati husked rice imports amounted to 459,282 tons, up by 65,168 tons (+17%). Imports of Pakistani and Indian origin are up by 18% and 14% respectively. Exports show a decrease of 4%, having gone from 271,630 tons a year ago to the current 261,676 tons.

# Italian Market



## In focus

This week the transfers of the rice growers concerned 3,221 tons of paddy rice, of which 2,187 of "medium/long A", 957 of "round" and 77 of "long B". During the current campaign, the total volume transferred amounts to 1,522,345 tons, up by 88,790 tons. (+6%) compared to a year ago. Here is the graph of the monthly averages of Selenio paddy rice prices recorded by the Vercelli Stock Exchange in the last two campaigns. The 2019/2020 rice campaign ended with applications for import licences for husked and semi-milled/milled rice equal to 120,082 tons, in milled rice equivalent, up by 4,072 tons (+4%) compared to 2018/2019. Long B rice licences equal to 111,939 cover 93% of the total released. The requests of licences for medium/long A and round rice, respectively equal to 6,112 and 2,031 tons, cover the remaining 7%. The volumes cleared through customs are at 119,740 and show a decrease of 14,688 tons (-11%) mainly due to the lower imports of paddy rice (-12,553 t, -65%). See table at bottom of page for more details. Concerning export, operators requested export licences for 114,222 tons, in milled rice equivalent, compared to 119,119 last year, showing a decrease of 4,897 tons (-4%). The total export quantity is divided by type as follows: 84,962 tons of long A, 14,652 tons of long B, 8,786 tons of round and 5,822 tons of medium. As for the last campaign, Switzerland, Turkey and Jordan are the three main trade partners for Italian operators.



**Italian imports till 30/08/2020 - Customs declarations - Source: DG Agri (tonnes in milled rice equivalent)**

Campaing	Paddy			Brown rice			Semi-milled / Milled rice			TOTAL		
	Indica	Japonica	Total	Indica	Japonica	Total	Indica	Japonica	Total	Indica	Japonica	TOTAL
2019/2020	6,682	-	<b>6,682</b>	52,375	1,794	<b>54,169</b>	52,614	6,275	<b>58,889</b>	111,671	8,069	<b>119,740</b>
2018/2019	19,235	-	<b>19,235</b>	53,751	4,505	<b>58,256</b>	52,014	4,923	<b>56,937</b>	125,000	9,428	<b>134,428</b>