



News

Numbers show that the safeguard clause is working (Source: Ente Risi Note)

The numbers speak for themselves and show that the safeguard clause begins to take effect. Imports of semi-milled and milled rice from Cambodia and Myanmar decreased by 24,000 tonnes in March (16,000 tonnes compared to 40,000 tonnes in February and 54,000 tonnes in January). Under the new rules, imports of semi-milled and milled Indica rice from Cambodia and Myanmar began to pay a duty of € 175 per tonne from March onwards.

News on rice markets (Source: <https://livericeindex.com>)

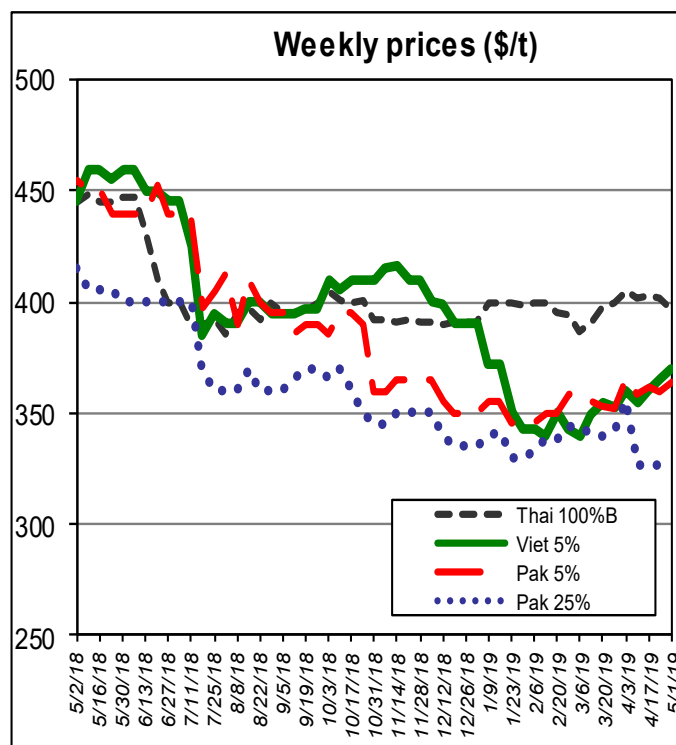
In **India**, according to the Agricultural and Processed Food Products Export Development Authority, between April 2018 - March 2019 milled rice exports decreased by 7.19% year-on-year to 11.9 million MTS (milled equivalent). Of this volume, Basmati rice accounted for 4.42 million MTS (+8.83%) and non-Basmati rice accounted for 7.53 million MTS (-14.6%).

India's High Court has overturned the Indian government's decision to limit the Geographical Indication (GI) certification for Basmati production to seven Indian states, according to local reports. GI certification is an intellectual property right that in this case confers legal protection over the use of the term 'Basmati' and prevents the use of the term to describe rice grown outside of the GI region. The Indian Ministry of Agriculture had issued GI certification to Basmati grown in the Indo-Gangetic region, namely Punjab, Haryana, Delhi, Himachal Pradesh, Uttarakhand, western Uttar Pradesh and the Jammu and Kathua regions in Jammu and Kashmir in two Office Memoranda published in May 2008 and February 2014. Since then, the Madhya Pradesh state government has petitioned for some of its regions to be given GI certification to protect the reputation of rice grown in the state.

In **Thailand**, according to the Thai Rice Exporters Association, from January - March Thai milled rice exports totalled 2.41 million MTS, down by 13.5% year-on-year. The top three export destinations were Benin, the Philippines and the U.S.A.

International Markets

Milled rice international FOB quotes		
Exchange rate 1 € = 1.1218		
Asian Markets	\$/t	€/t
Thai 100%B	396	353
Vietnam 5%	370	330
India 5%	375	334
Pakistan 5%	364	324
Pakistan 25%	328	292
Cambodia 5%	420	374
Myanmar 5%	340	303
India Basmati trad.	1,450	1,293
Other Markets	\$/t	€/t
Uruguay 5%	528	471
Argentina 5%	523	466
Paraguay 5%	497	443
USA LG 2/5% sacked	510	455
California MG 1/4% Med	870	776



Food Safety

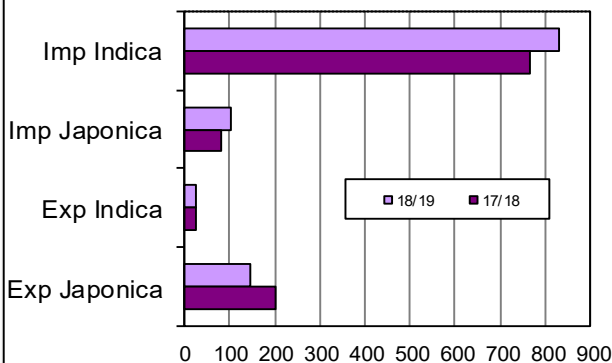
Rapid Alert System (Source: EFSA)

A border rejection notification was sent by the Netherlands concerning unauthorised genetically modified (35S promotor; NOS terminator) in rice from China.

An information for follow-up notification was sent by Belgium concerning deltamethrin (2.6 mg/kg - ppm) and unauthorised substance tricyclazole (0.058 mg/kg - ppm) in rice meal from France.

European Market

Import Export EU ('000 tonnes milled rice equivalent)



Reg. EU n. 1273/11 - Quantities to be allocated for the April 2019 subperiod

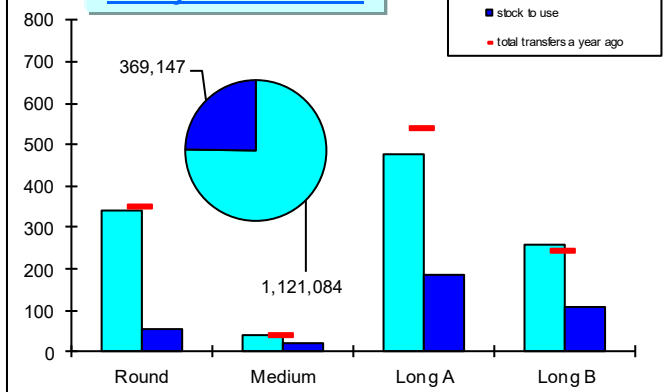
Order number	Origin	Type of rice	Tonnes
09.4127	U.S.A.	semi-milled and wholly milled	5,670.327
09.4128	THAILAND	semi-milled and wholly milled	5,396.476
09.4129	AUSTRALIA	semi-milled and wholly milled	250.000
09.4130	OTHER ORIGINS	semi-milled and wholly milled	1,804.989
TOTAL			13,121.792

In focus

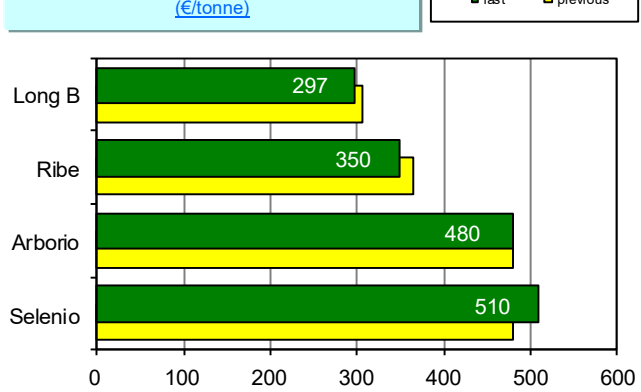
EU imports amount to 933,669 tonnes, in milled equivalent, 10% more than last year and 3% more than in the campaign 2015/2016, when the record level of imports was reached. Paddy, brown rice and semi-milled rice increased by 42%, 11% and 9%, respectively, while broken rice decreased by 10%. Brown rice Basmati imports, amounting to 255,226 tonnes, decreased by 56,970 tonnes (-18%) compared to last year. EU exports amount to 171,887 tonnes, in milled equivalent, 53,420 tonnes (-23%) less than in the previous campaign.

Italian Market

Paddy rice transfers



Paddy price - Vercelli Commodity Exchange (€/tonne)



In focus

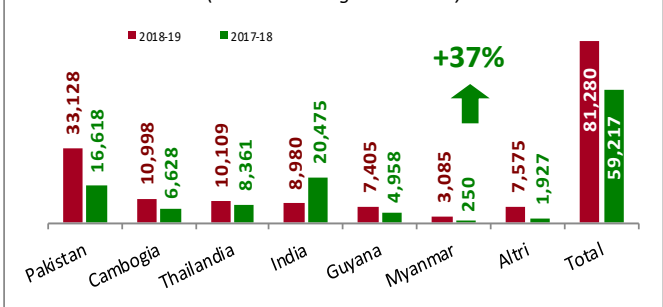
In the last week paddy rice transfers by farmers reached 16,072 tonnes: 7,141 tonnes of long A grain, 6,099 tonnes of long B grain, 2,275 tonnes of round grain and 557 tonnes of medium grain. The total transfers, amounting to 1.121.084 tonnes, decreased by 50,566 tonnes (-4%) compared to last campaign: long B grain increased by 18,581 tonnes and medium grain by 1,037 tonnes, whereas long A grain and round grain decreased by 60,442 tonnes and 9,742 tonnes, respectively.

At Commodity Exchange in Vercelli, the paddy prices increased for Selenio (+€30) and decreased for Ribe (-€15) and long B (-€10). Italian imports amount to 81,280 tonnes, in milled equivalent, 22,063 tonnes (+37%) more than last year. According to customs declarations (see table at bottom) imports increased by 27,810 tonnes (+44%) due to higher imports both of paddy (+8,878 tonnes, +184%) and of semi-milled and milled rice (+13,133 tonnes, +47%).

Italian exports amount to 86,785 tonnes, in milled equivalent, 12,162 tonnes (-12%) less than last year, when amounted to 98,947 tonnes.

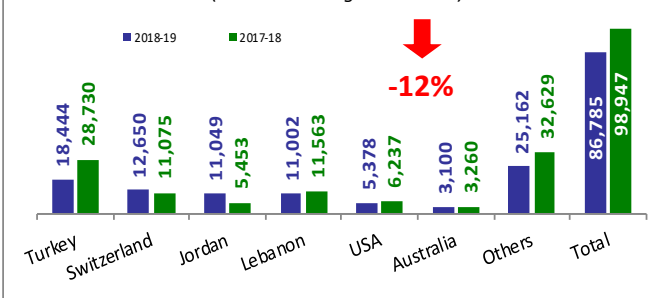
Import: husked + milled - till 26/04/2019

(tonnes in milled rice equivalent)
(Source: Mise Agrim Licences)



Export: husked + milled - till 26/04/2019

(tonnes in milled rice equivalent)
(Source: Mise Agrex Licences)



Italian imports till 28/04/2019 - Customs declarations - Source: DG Agri (tonnes in milled rice equivalent)

Campaing	Paddy			Brown rice			Semi-milled / Milled rice			TOTAL		
	Indica	Japonica	Total	Indica	Japonica	Total	Indica	Japonica	Total	Indica	Japonica	TOTAL
2018/2019	13,715	-	13,715	34,562	1,609	36,171	39,243	2,101	41,344	87,520	3,710	91,230
2017/2018	4,837	-	4,837	30,168	204	30,372	26,718	1,493	28,211	61,723	1,697	63,420