



## News

### Turkey's rice market (Source: Ente Risi Note)

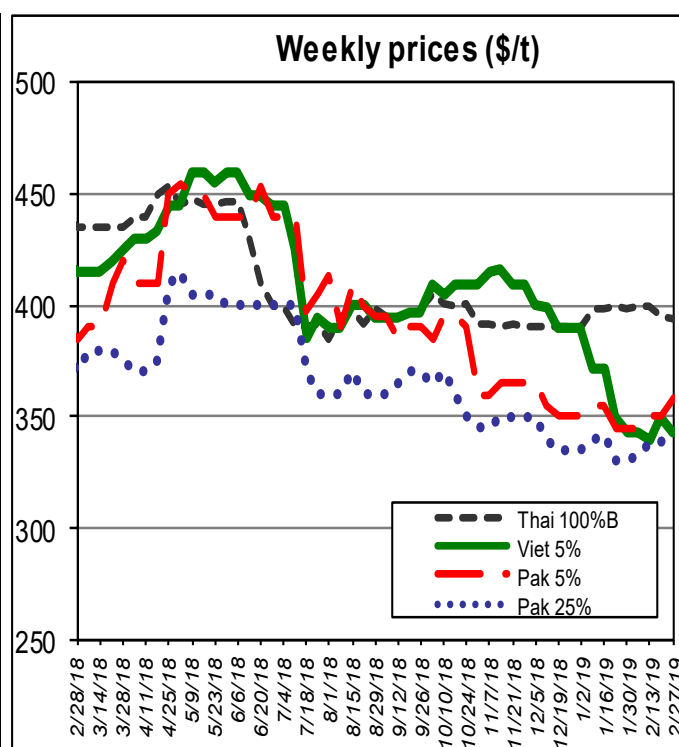
According to USDA (U.S. Department of Agriculture), post revised the production forecast up to 910,000 tonnes in marketing year 2018/19, 104,000 tonnes more than in the previous forecast and 134,000 tonnes more than the production in 2017. The harvested area being almost unchanged, the main reason for the bumper crop is new seed varieties, which are becoming more popular due to their high yields and high milling rates, in addition to good weather. Turkey is expected to import around 250,000 tonnes of rice, in milled equivalent, against the 350,000 tonnes imported in the previous campaign, mainly due to better than expected yields in domestic production and to the ending stocks. Turkey maintains the new additional levies on U.S. rice of 50%, which are in addition to the existing tariff rates of 34% for paddy rice, 36% for husked rice, and 45% for milled rice.

### The duty on husked rice will increase (Source: Ente Risi Note)

According to the European Commission services, from 1 September 2018 to 26 February 2019, husked rice imports, with the exception of Basmati, amount to 264,914 tonnes. As the import volume exceeds 258,565 tonnes, the Regulation fixing the import duties applicable to certain husked rice at € 65 per tonne will soon be published.

## International Markets

Milled rice international FOB quotes		
Exchange rate 1 € = 1.1361		
Asian Markets	\$/t	€/t
Thai 100%B	394	347
Vietnam 5%	343	302
India 5%	370	326
Pakistan 5%	358	315
Pakistan 25%	344	303
Cambodia 5%	410	361
Myanmar 5%	385	339
India Basmati trad.	1,450	1,276
Other Markets	\$/t	€/t
Uruguay 5%	515	453
Argentina 5%	510	449
Paraguay 5%	495	436
USA LG 2/5% sacked	525	462
California MG 1/4% Med	900	792



## Food Safety

### Rapid Alert System (Source: EFSA)

An alert notification was sent by Belgium concerning ochratoxin A (14.1 µg/kg - ppb) in organic brown rice from Belgium, with raw material from Italy.

A border rejection notification was sent by Italy concerning aflatoxins (B1 = 4.3 µg/kg - ppb) in basmati rice from Pakistan.

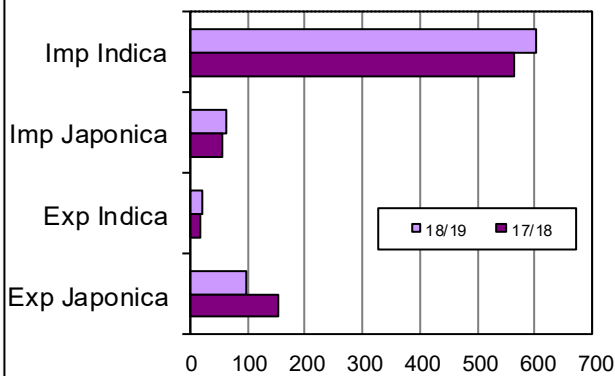
A border rejection notification was sent by United Kingdom concerning unauthorised genetically modified (cry1Ab/Ac detected) rice sticks from Hong Kong.

A border rejection notification was sent by Belgium concerning aflatoxins (B1 = 6.8 µg/kg - ppb) in basmati rice from Pakistan.

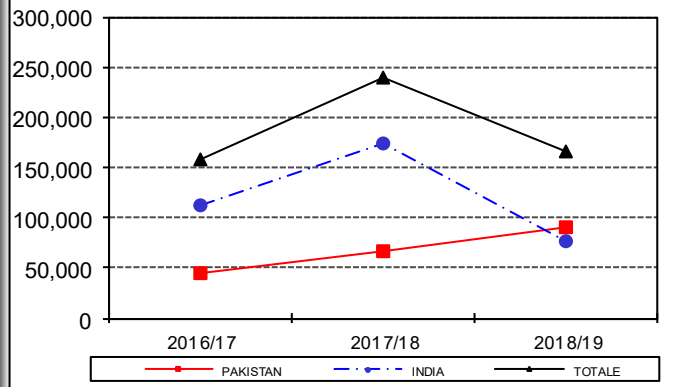
A border rejection notification was sent by Italy concerning aflatoxins (B1 = 19.9; Tot. = 21.6 µg/kg - ppb) in basmati rice from Pakistan.

# European Market

**Import Export EU** ('000 tonnes milled rice equivalent)



**Basmati husked rice imports** (tonnes)

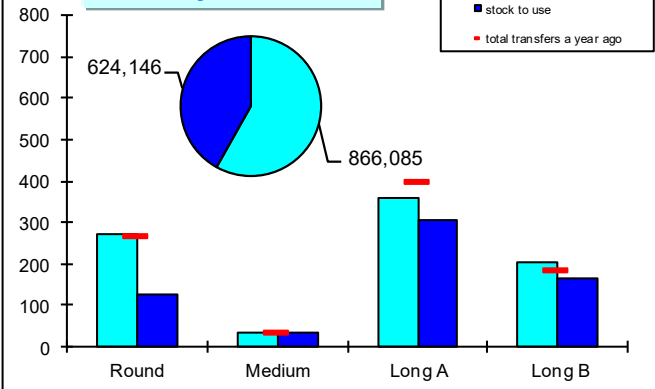


**In focus**

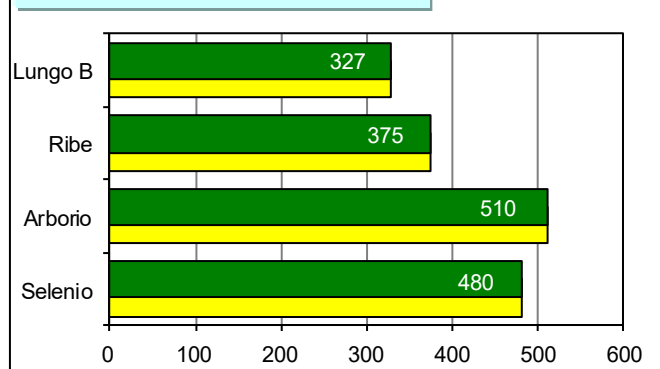
EU imports amount to 665,580 tonnes, in milled equivalent, about 45,563 tonnes (+6%) more than last year. Brown rice Basmati imports, amounting to 166,561 tonnes, decreased by 43%. EU exports amount to 118,181 tonnes, 33% less than last year. Italy accounts for 51% of the total volume exported.

# Italian Market

**Paddy transfers**



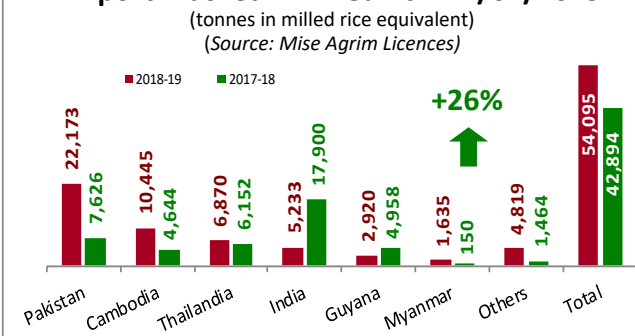
**Paddy price - Vercelli Commodity Exchange** (€/tonne)



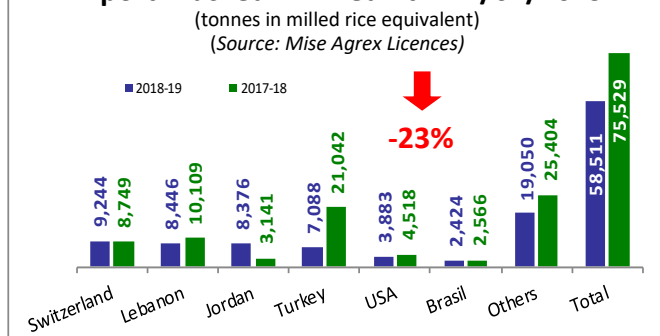
**In focus**

In the last week paddy transfers by farmers reached 36,243 tonnes: 13,975 tonnes of long A grain, 11,036 tonnes of round grain, 9,148 tonnes of long B grain and 2,084 tonnes of medium grain. The total transfers decreased by 15,666 tonnes (-2%): long B grain increased by 19,310 tonnes, round grain by 6,455 tonnes and medium grain by 1,704 tonnes but long A grain decreased by 43,135 tonnes. At Commodity Exchange in Vercelli, the paddy prices did not change. Italian imports amount to 54,095 tonnes, in milled equivalent, 11,201 tonnes (+26%) more than last year. Imports subject to duty amount to 24,756 tonnes, while duty-free imports amount to 29,339 tonnes: 12,887 tonnes of Basmati rice, 12,423 tonnes of rice from LDCs, 2,920 tonnes from Cariforum (Guyana) and 1,109 tonnes under Gatt. Italian exports, amounting to 58,511 tonnes, in milled equivalent, decreased by 17,018 tonnes (-23%) compared to last year. In the last week export licences were issued for 3,109 tonnes, in milled equivalent, of which 923 tonnes to Lebanon and 860 tonnes to Jordan.

**Import: husked + milled - till 22/02/2019**



**Export: husked + milled - till 22/02/2019**



**Italian imports till 25/02/2019 - Customs declarations - Source: DG Agri** (tonnes in milled rice equivalent)

Campaing	Paddy			Brown rice			Semi-milled / Milled rice			TOTAL		
	Indica	Japonica	Total	Indica	Japonica	Total	Indica	Japonica	Total	Indica	Japonica	TOTAL
2018/2019	5,832	-	<b>5,832</b>	16,937	456	<b>17,393</b>	31,348	1,064	<b>32,412</b>	54,117	1,520	<b>55,637</b>
2017/2018	4,837	-	<b>4,837</b>	21,154	52	<b>21,206</b>	19,364	880	<b>20,244</b>	45,355	932	<b>46,287</b>