



News

News on rice markets (Source: <https://livericeindex.com>)

In **Thailand**, Thai 2018 milled rice exports totalled 11.09 million MTS, down by 5.02% year-on-year, according to the Thai Rice Exporters Association. These exports are valued at THB 180 billion (US \$5.68 billion, +2.92%). In 2018, the top ten importers of Thai rice were Benin, Philippines, China, Indonesia, South Africa, USA, Malaysia, Angola, Cameroon and Mozambique.

In **Cambodia**, Cambodian 5% broken white rice increases sharply from June 2017 – December 2018. The reduced 2018 production and the high demand supported prices. Prices then fell sharply due to the re-implementation of E.U. import tariff. According to market participants, some E.U. countries plan to negotiate import quotas with Cambodia; this will be outside of the E.U. Commission's legislation.

The **Myanmar** market was supported by sales to Europe and West Africa, as well as 18.81% appreciation of the Kyat against the U.S. Dollar between 18 - 25 January. Although the E.U. Commission re-imposed tariffs on Myanmar whole and long grain milled rice imports on 18 January, some exporters are able to offer 5% broken white rice and Parboiled 5 STX with a length/width ratio less than three, which will not be subject to the tariffs.

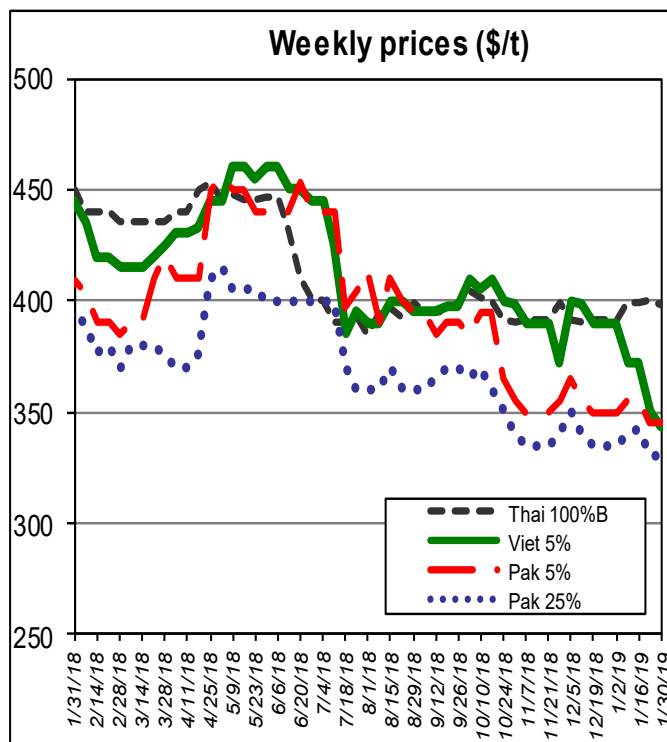
Brazil's upcoming paddy crop production is expected to be the second smallest in 17 years due to a shift from planting rice to soybeans. Paddy production in the 2018/19 marketing year (April - March) is forecast at 11.2 million MTS, down by 7.1% year-on-year and 5.92% below the five-year average, according to CONAB. The key driver behind this year's output reduction is a sharp contraction in planted area, which is estimated at 1.82 million hectares (-7.85%, -14.5%). This represents the smallest planted area since CONAB's records began in 1976/77. Many farmers have switched from planting rice to soybeans due to strong soybean demand from China. Both the unfavourable weather in January and the shift to soybean planting could lead to a tight year ahead for South America's largest rice producer; Brazil is likely to export less and import more rice than in 2017/18.

International Markets

Milled rice international FOB quotes

Exchange rate 1 € = 1.1429

Asian Markets	\$/t	€/t
Thai 100%B	398	348
Vietnam 5%	343	300
India 5%	370	324
Pakistan 5%	345	302
Pakistan 25%	330	289
Cambodia 5%	420	367
Myanmar 5%	375	328
India Basmati trad.	1,450	1,269
Other Markets	\$/t	€/t
Uruguay 5%	515	451
Argentina 5%	500	437
Paraguay 5%	495	433
USA LG 2/5% sacked	530	464
California MG 1/4% Med	900	787



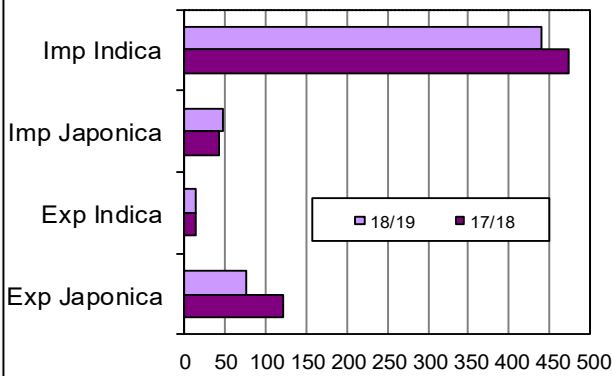
Food Safety

Rapid Alert System (Source: EFSA)

No alert concerning rice.

European Market

Import Export EU ('000 tonnes milled rice equivalent)



Reg. EU n. 1273/11 - Quantities to be allocated for the January 2019 subperiod

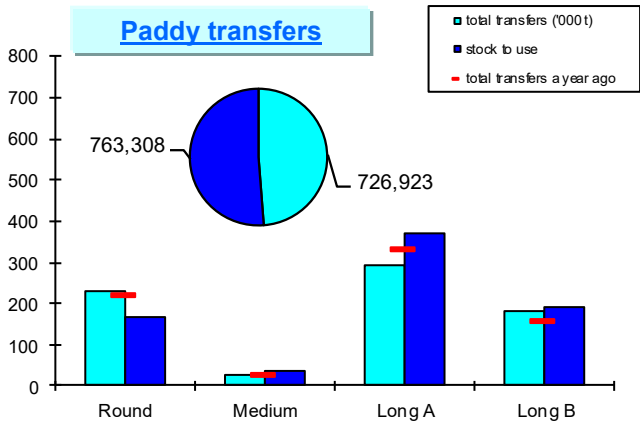
Order	Origin	Type of rice	Tonnes
09.4127	U.S.A.	semi-milled and wholly milled	4,115.700
09.4128	THAILAND	semi-milled and wholly milled	5,531.138
09.4148	ALL COUNTRIES	husked	0.000
09.4149	THAILAND	broken	416.624
09.4150	AUSTRALIA	broken	393.000
09.4152	GUYANA	broken	0.000
09.4153	U.S.A.	broken	120.000
09.4154	OTHER ORIGINS	broken	4,440.000
09.4112	THAILAND	semi-milled and wholly milled	5,512.983
09.4116	U.S.A.	semi-milled and wholly milled	18.000
09.4117	INDIA	semi-milled and wholly milled	1,768.989
09.4118	PAKISTAN	semi-milled and wholly milled	1,594.985
09.4119	OTHER ORIGINS	semi-milled and wholly milled	3,434.986
09.4166	ALL COUNTRIES	semi-milled and wholly milled	8,504.994

In focus

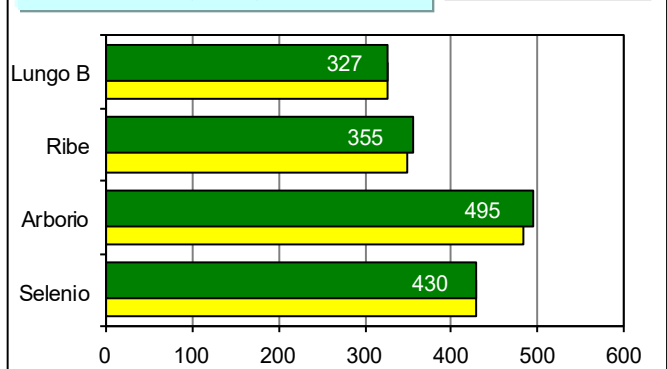
In the last week 24,381 tonnes, in milled equivalent, were cleared through customs in the EU, bringing the total for the campaign to 522,473 tonnes, 2% less than last year. Paddy rice imports, amounting to 5,873 tonnes, and brown rice imports, amounting to 204,700 tonnes, decreased by 37% and 12%, respectively, while milled and semimilled imports, amounting to 204,700 tonnes, increased by 7%. According to Agrex licences, EU exports amount to 94,729 tonnes, in milled equivalent, 33% less than last year. Italian exports account for 50% of total exports.

Italian Market

Paddy transfers



Paddy price - Vercelli Commodity Exchange (€/tonne)



In focus

In the last week paddy transfers by farmers reached 34,388 tonnes: 14,343 tonnes of long A grain, 9,728 tonnes of long B grain, 8,970 tonnes of round grain and 1,347 tonnes of medium grain. The total transfers decreased by 3,524 tonnes compared to last campaign, accounting for 49% of the total supply versus 45% a year ago.

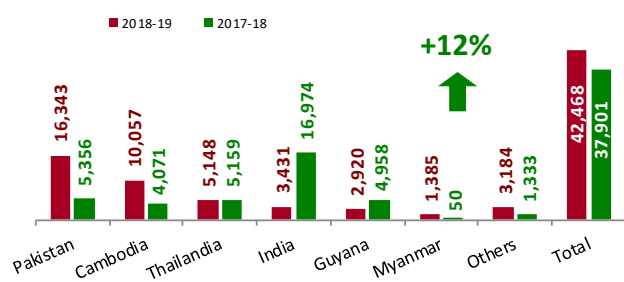
At Commodity Exchange in Vercelli, the paddy prices increased for Tipo Ribe (+€ 5) and Arborio (+€ 10).

Italian imports, amounting to 42,468 tonnes, in milled equivalent, of which 7,186 tonnes of rice Basmati and 11.767 tonnes from LDCs, increased by about 4,500 tonnes (+12%) compared to last year.

Customs declarations confirms the increase in imports (+3.088 tonnes, +7%) as shown in the table at the bottom of the page.

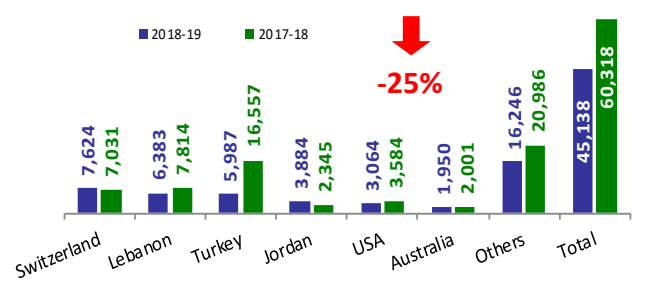
Import: husked + milled - till 25/01/2019

(tonnes in milled rice equivalent)
(Source: Mise Agrim Licences)



Export: husked + milled - till 25/01/2019

(tonnes in milled rice equivalent)
(Source: Mise Agrex Licences)



Italian imports till 27/01/2019 - Customs declarations - Source: DG Agri (tonnes in milled rice equivalent)

Campaign	Paddy			Brown rice			Semi-milled / Milled rice			TOTAL		
	Indica	Japonica	Total	Indica	Japonica	Total	Indica	Japonica	Total	Indica	Japonica	TOTAL
2018/2019	5,832	-	5,832	11,521	318	11,839	26,597	958	27,555	43,950	1,276	45,226
2017/2018	4,837	-	4,837	19,299	25	19,324	17,190	787	17,977	41,326	812	42,138