



News

The statements of commissioner Malmstrom about Cambodia and Myanmar (Source: <https://ec.europa.eu>)

"In Myanmar, we have seen a deeply worrying and worsening situation for the Rohingya minority. A recent report from a United Nations fact-finding mission calls for the prosecution of top military leaders for genocide and crimes against humanity. The report describes indiscriminate killings, widespread rape by the military, assaulting of children, and the burning down of entire villages. The country's leadership has repeatedly disregarded calls from the EU and the international community to put a stop to this. In Cambodia, meanwhile, we are seeing very troubling developments with a clear deterioration of human rights and labour rights, without convincing improvements in sight. Our recent EU mission to the country demonstrated serious and systemic violations of, for instance, freedom of expression, labour rights and freedom of association. This comes on top of longstanding issues as regards workers' rights and land-grabbing.

Both Cambodia and Myanmar benefit from the *Everything But Arms* arrangement, or EBA, which guarantees completely tariff-free access to the European market for all exports except for weapons and ammunition. However, this access is not without conditions. It comes with a responsibility to uphold and respect the values enshrined in 15 fundamental conventions of the United Nations and the International Labour Organisation.

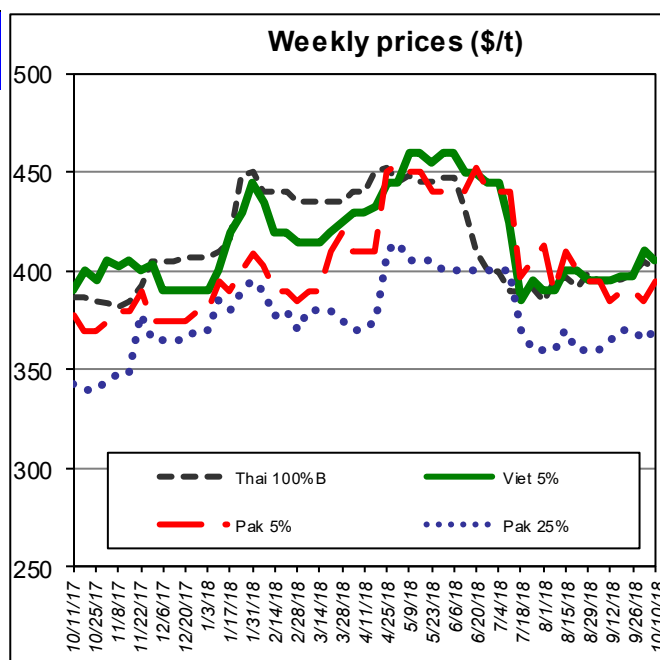
As I have underlined many times as Commissioner for Trade, our EU trade policy must be led by our values. Accordingly, when we are faced with blatant disregard for those values, the EU must act.

Therefore, the European Commission and the European External Action Service will notify the Myanmar authorities of our intention to send an emergency, high-level EU mission to the country in the coming days to assess the situation on the ground. This high-level mission is within the framework of a potential withdrawal of Myanmar from the *Everything But Arms* arrangement. There is a clear possibility that a withdrawal could be the outcome.

With Cambodia, we are a step further in the process. Many of the issues here date back several years, and in some cases the country has gone backwards. The elections in July of this year – coming after our EU mission to the country – were marked by harassment and intimidation, as well as severe restrictions when it comes to essential political rights. Today, High Representative Federica Mogherini and I have therefore notified Cambodia that we are launching the process for the withdrawal of their *Everything But Arms* preferences. Without clear and evident improvements on the ground, this will lead to the suspending of the trade preferences that they currently enjoy."

International Markets

| Milled rice international FOB quotes | | |
|--------------------------------------|-------|-------|
| Exchange rate 1 € = 1.1435 | | |
| Asian Markets | \$/t | €/t |
| Thai 100%B | 401 | 351 |
| Vietnam 5% | 405 | 354 |
| India 5% | 375 | 328 |
| Pakistan 5% | 395 | 345 |
| Pakistan 25% | 370 | 324 |
| Cambodia 5% | 485 | 424 |
| Myanmar 5% | 423 | 370 |
| India Basmati trad. | 1,450 | 1,268 |
| Other Markets | \$/t | €/t |
| Uruguay 5% | 520 | 455 |
| Argentina 5% | 505 | 442 |
| Paraguay 5% | 500 | 437 |
| USA LG 2/5% sacked | 545 | 477 |
| California MG 1/4% Med | 860 | 752 |



Food Safety

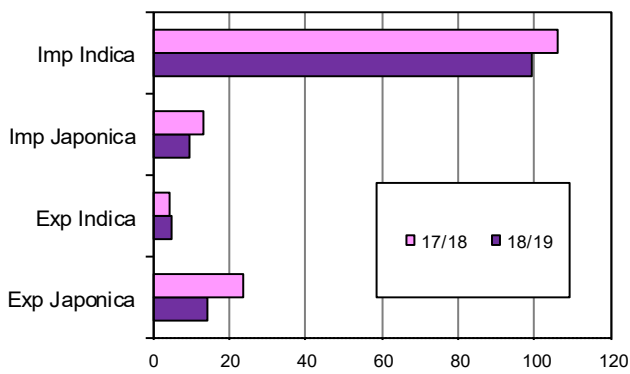
Rapid Alert System (Source: EFSA)

An information for follow-up notification was sent by Norway concerning thiamethoxam (0.024 mg/kg - ppm) and unauthorised substance tricyclazole (0.16 mg/kg - ppm) in rice from India.

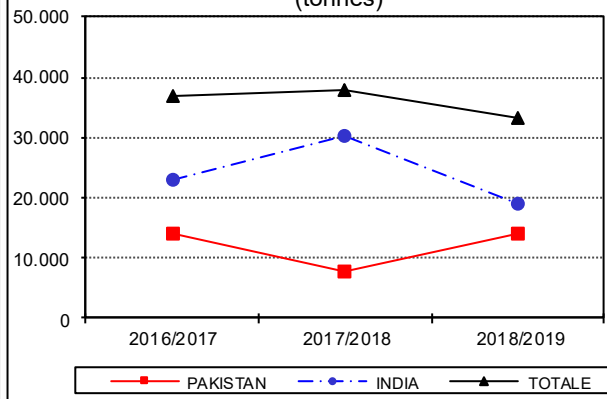
A border rejection notification was sent by Belgium concerning aflatoxins (B1=7.5; Tot=7.5 mg/kg—ppb) in basmati rice from Pakistan.

European Market

Import Export EU ('000 tonnes milled rice equivalent)



Basmati husked rice imports (tonnes)



In focus

EU imports amount to 108,686 tonnes, in milled equivalent, 10,766 tonnes (-9%) less than the previous campaign. Indian basmati brown rice imports decreased by 37%, whereas Pakistani basmati brown rice imports increased by 85%.

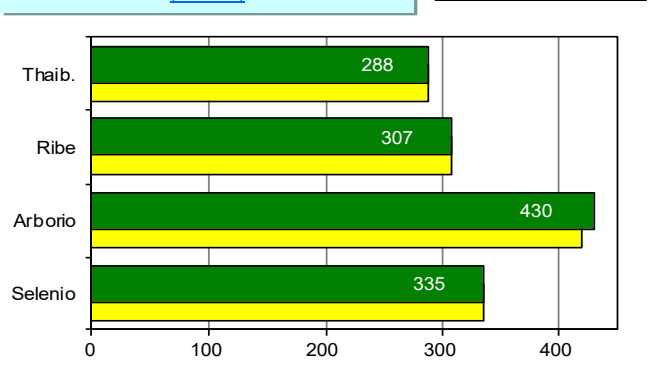
EU exports amount to 27,891 tonnes, in milled equivalent, 32% less than last year.

Italian Market

Paddy transfers

| TYPE OF RICE | CAMPAIGN | |
|--------------|----------------|----------------|
| | 2018/19 tonnes | 2017/18 tonnes |
| ROUND | 56,213 | 66,746 |
| MEDIUM | 7,594 | 6,717 |
| LONG A | 75,354 | 107,034 |
| LONG B | 62,153 | 58,215 |
| TOTAL | 201,314 | 238,712 |

Paddy price - Vercelli Commodity Exchange (€/tonne)



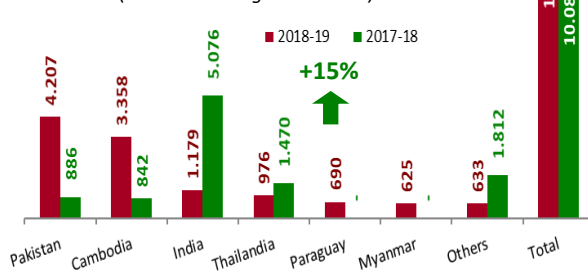
In focus

In the last week paddy transfers by farmers reached 45,039 tonnes. The total transfers, amounting to 201,314 tonnes, decreased by 37,398 tonnes (-16%) compared to last year. Long A and round grain decreased by 31,680 tonnes and 10,533 tonnes, respectively, whereas long B and medium grain increased by 3,938 tonnes and 877 tonnes.

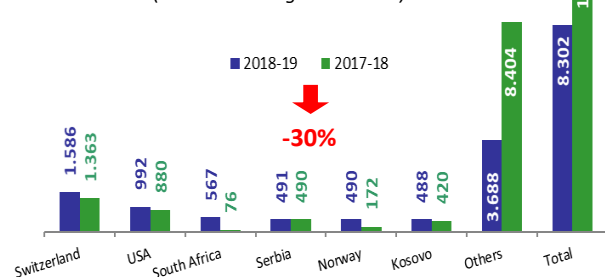
At Commodity Exchange in Vercelli, the paddy prices increased for Arborio (+€10).

According to Agrim licences, Italian imports amount to 11,668 tonnes, 1,583 tonnes (+15%) more than last year, but according to customs declarations, there is a contraction of 30%, mainly due to lower paddy rice imports. Italian exports amount to 8,302 tonnes, 3,503 tonnes (-30%) less than last year.

Import: husked + milled - till 5/10/2018 (tonnes in milled rice equivalent) (Source: Mise Agrim Licences)



Export: husked + milled - till 5/10/2018 (tonnes in milled rice equivalent) (Source: Mise Agrex Licences)



Italian imports till 7/10/2018 - Customs declarations - Source: DG Agri (tonnes in milled rice equivalent)

| Campaign | Paddy | | | Brown rice | | | Semi-milled / Milled rice | | | TOTAL | | |
|-----------|--------|----------|-------|------------|----------|-------|---------------------------|----------|-------|--------|----------|--------|
| | Indica | Japonica | Total | Indica | Japonica | Total | Indica | Japonica | Total | Indica | Japonica | TOTAL |
| 2018/2019 | - | - | - | 1,978 | 69 | 2,047 | 5,021 | 186 | 5,207 | 6,999 | 255 | 7,254 |
| 2017/2018 | 1,539 | - | 1,539 | 5,549 | - | 5,549 | 3,533 | 178 | 3,711 | 10,621 | 178 | 10,799 |