



## News

### The dialogue to review the GSP regulation will begin at the end of January (Source: Ente Risi note)

The so-called Generalised System of Tariff Preferences (GSP) was established in 1971 to help developing countries (DCs) and Least Developed Countries (LDCs), such as Cambodia and Myanmar, boost their economies by exporting goods duty-free to the EU.

The current GSP scheme expires on 31 December 2023, however, the EU institutions have until then to agree on how to overhaul the system.

Following the proposal for a regulation published by the European Commission in September 2021, which replicates the current regulation, came the agreement in the European Parliament in May 2022, which provides for an automatic safeguard clause for rice imported from LDCs (LDCs) when certain percentage import thresholds are exceeded, compatible with much lower import volumes than at present.

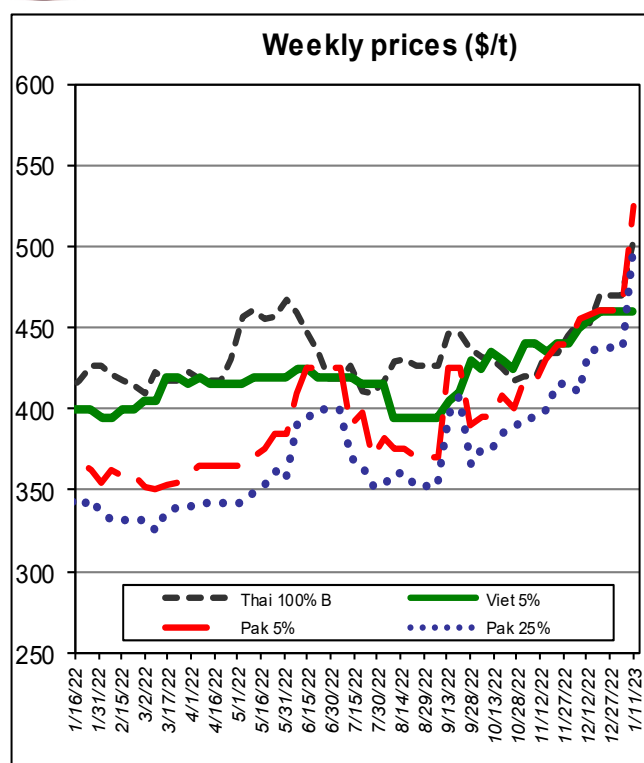
After a discussion that lasted more than a year, the EU Council also adopted its position at the end of December 2022 in which provides for special surveillance to track imports of agri-food products that, in the event of market disruption in the EU, may lead to the application of the safeguard clause with the reintroduction of normal Common Customs Tariff duties for the product under surveillance.

Therefore, now that all three EU institutions have expressed their position, the dialogue (trilogue) can start on 31 January, unless the EU Council decides otherwise.

## International Markets



Milled rice international FOB quotes		
Exchange rate 1 € = 1.0747\$		
Asian Markets	\$/t	€/t
Thai 100%B	504	469
Vietnam 5%	460	428
India 5%	395	368
Pakistan 5%	525	489
Pakistan 25%	495	461
Myanmar 5%	445	414
Pakistan Basmati S.Kernel	1,300	1,210
India Basmati Pusa	1,450	1,349
Other Markets	\$/t	€/t
Uruguay 5%	565	526
Argentina 5%	510	475
Brasile Type 1	610	568
USA LG 2/4% Fob Bulk Nola	715	665
California MG 1/4% Med	1,650	1,535



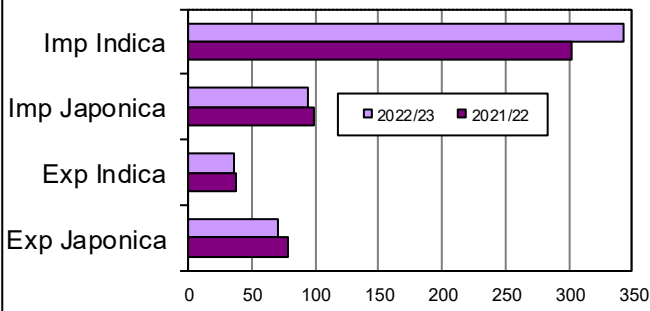
## Food Safety

### Rapid Alert System (Source: EFSA)

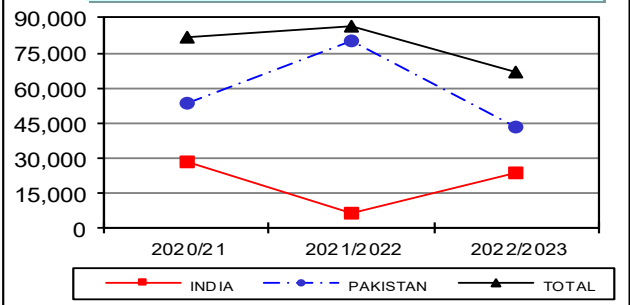
- An information for follow up was sent by Germany concerning unauthorised GMO and labelling deficiencies in rice noodles from Thailandia via Netherlands.
- A border rejection notification was sent by Netherlands concerning Aflatoxin B1 (13 µg/kg - ppb) and Aflatoxin total (13 µg/kg - ppb) in Basmati rice from Pakistan.
- An information for follow up was sent by Finland concerning tricyclazole (0.033 mg/kg - ppm ) in Basmati rice from India.

# European Market

**Import Export EU** ('000 tonnes milled rice equivalent)



**Basmati husked rice imports** (in tonnes)

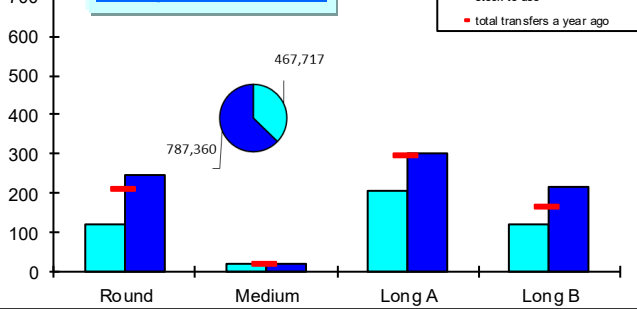


## In focus

Imports in the EU amount to about 437,600 tons, in milled equivalent, up about 34,900 tons (+9%) from the previous marketing year. Imports of Japonica rice, at about 93,800 tonnes, were down by about 5,800 tonnes (-6%), while imports of Indica rice, at about 343,800 tonnes, were up by about 40,700 tonnes (+13%). Imports of Basmati husked rice totalled about 67,000 tonnes, of which about 43,400 tonnes were of Pakistani origin and about 23,700 tonnes of Indian origin, down by about 20,000 tonnes (-23%) compared to last year. Exports stood at almost 107,000 tonnes, in milled equivalent, showing a decrease of about 10,400 tonnes (-9%) compared to the previous marketing year.

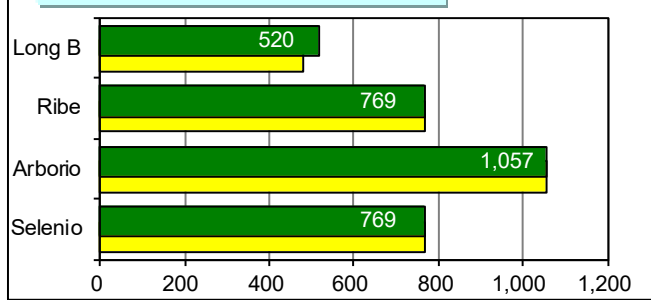
# Italian Market

**Paddy rice transfers**



**Paddy price**

Vercelli Commodity Exchange (€/tonne)



## In focus

This week's paddy rice transfers involved 17,710 tonnes, broken down as follows: 7,753 tonnes of 'long A', 6,421 tonnes of 'round', 3,330 tonnes of 'long B' and 206 tonnes of 'medium'. Since the beginning of the marketing year, 467,717 tonnes of paddy rice have been transferred, a decrease of 227,011 tonnes (-33%) compared to the previous marketing year. 787,360 tonnes remain to be placed. At the Vercelli Exchange, there is no change in the reference quotations, which are all "nominal". Operators requested import licences for husked and semi-milled/milled rice for a volume of 66,160 tonnes, in milled equivalent, an increase of 24,429 tonnes (+59%) compared to the previous marketing year. The table at the bottom of the page shows the latest available update provided by the Commission on the volumes actually cleared through customs. Exports amounted to 48,316 tonnes, in milled equivalent, a decrease of 17,628 tonnes (-27%) compared to the previous marketing year.

**Import: husked + milled - till January 5, 2023**

(tonnes in milled rice equivalent)  
(Source: MAECI Agrim Licences)



**Export: husked + milled - till January 5, 2023**

(tonnes in milled rice equivalent)  
(Source: Ente Risi Declarations)



**Italian imports till January 7, 2023 - Customs declarations - Source: DG Agri** (tonnes in milled rice equivalent)

Campaign	Paddy			Brown rice			Semi-milled / Milled rice			TOTAL		
	Indica	Japonica	Total	Indica	Japonica	Total	Indica	Japonica	Total	Indica	Japonica	TOTAL
2022/2023	-	-	-	11,223	4,852	16,075	28,465	6,855	35,320	39,688	11,707	51,395
2021/2022	5,565	-	5,565	17,769	12	17,781	20,607	1,173	21,780	43,941	1,185	45,126